



# Westinghouse

## Stainless Steel Electric Water Heater

BUILT  
TO LAST  
LONGER

No Anode  
Rods Needed



Made in the USA



INDUSTRY  
BEST  
**LIFETIME**  
WARRANTY

Lightweight  
and Durable

40, 50, 80,  
100 & 115  
Gallon Tanks



# Stainless Steel Electric Water Heater

## THERMOSTAT AND HIGH LIMIT CONTROLS:

Adjustable temperature range up to 160° F

## HOT WATER CONNECTION:

Outlet connection on the top of the tank (with built in Heat Traps)

## THE FINEST PROTECTION:

Laser welded through a concentrated heat source producing high quality, long lasting, 316L stainless steel tank construction (lightweight) - Superior corrosion resistance, eliminates the need for anode rods, protects against harsh water conditions for a lifetime of durability against leaks - Limited LIFETIME Warranty (with online registration)

## MINIMAL HEAT LOSS:

Heavy-duty insulation

## STAINLESS STEEL INCOLOY ELEMENTS:

Stainless steel screw plug increases corrosion resistance for longer element life versus conventional elements



## STANDARD FEATURES

- Stainless Steel Tank
- Heavy Duty Insulation
- Electrical Connection Box
- Limited LIFETIME warranty  
(10 year warranty if not registered online)

## IN THE BOX

- T & P Relief Valve
- Installation Manual
- Brass Full Port Drain Valve

**NO ANODE  
RODS NEEDED**  
RESISTS  
SCALE BUILD UP  
**LIGHT  
WEIGHT**

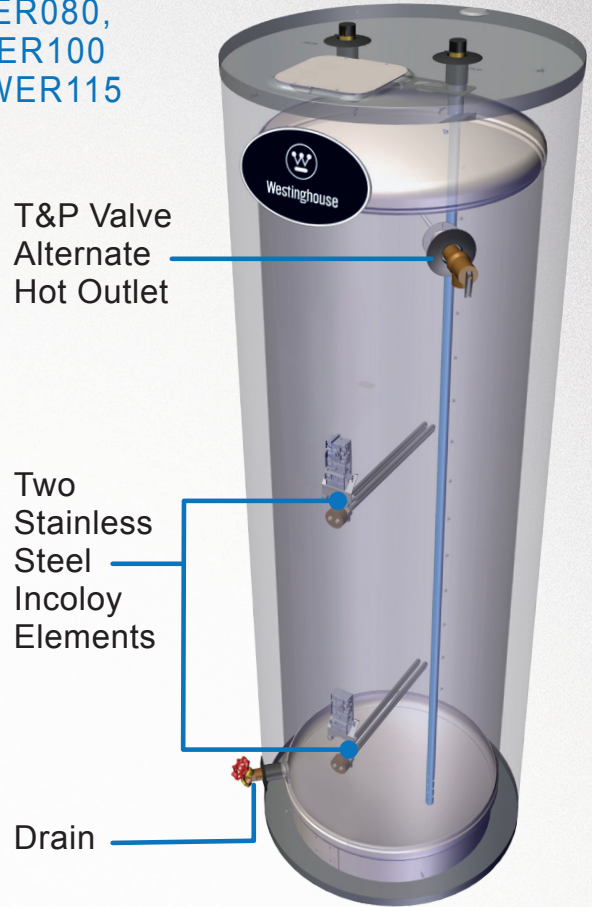
## THE WESTINGHOUSE ELECTRIC: STAINLESS STEEL WATER HEATER

The Westinghouse Electric Water Heater combines high quality stainless steel construction and energy efficient operation, providing long draws of hot water without consuming large amounts of energy. A cleverly designed water connection directs cold water to the heating element near the bottom of the tank to minimize the mixing of cold and hot water. Durable components, low standby heat losses, high recovery rates, and the industry's strongest warranty make the Westinghouse Electric Water Heater an ideal choice for electric water heating needs.

# A Closer Look



**WER080, WER100 & WER115**



The Inlet & Outlet have Built in Heat Traps, Keeping the Heat in the Tank for Greater Efficiency

**316L Stainless Steel Tank**

**Our Components are Made of Durable Materials:**

Inlet and Outlet Nipples Constructed of Durable Brass

Stainless Steel Incoloy Elements

316 L Stainless Steel Tank Construction


**Made with High Grade 316L Stainless Steel Materials**

## The Advantages

**Stainless Steel VS Glass-Lined**



Westinghouse's Stainless Steel Tank  
Lightweight

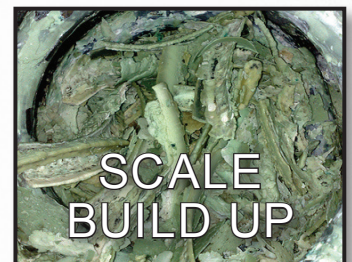


Top Competitor's Glass-lined Tank  
Very Heavy

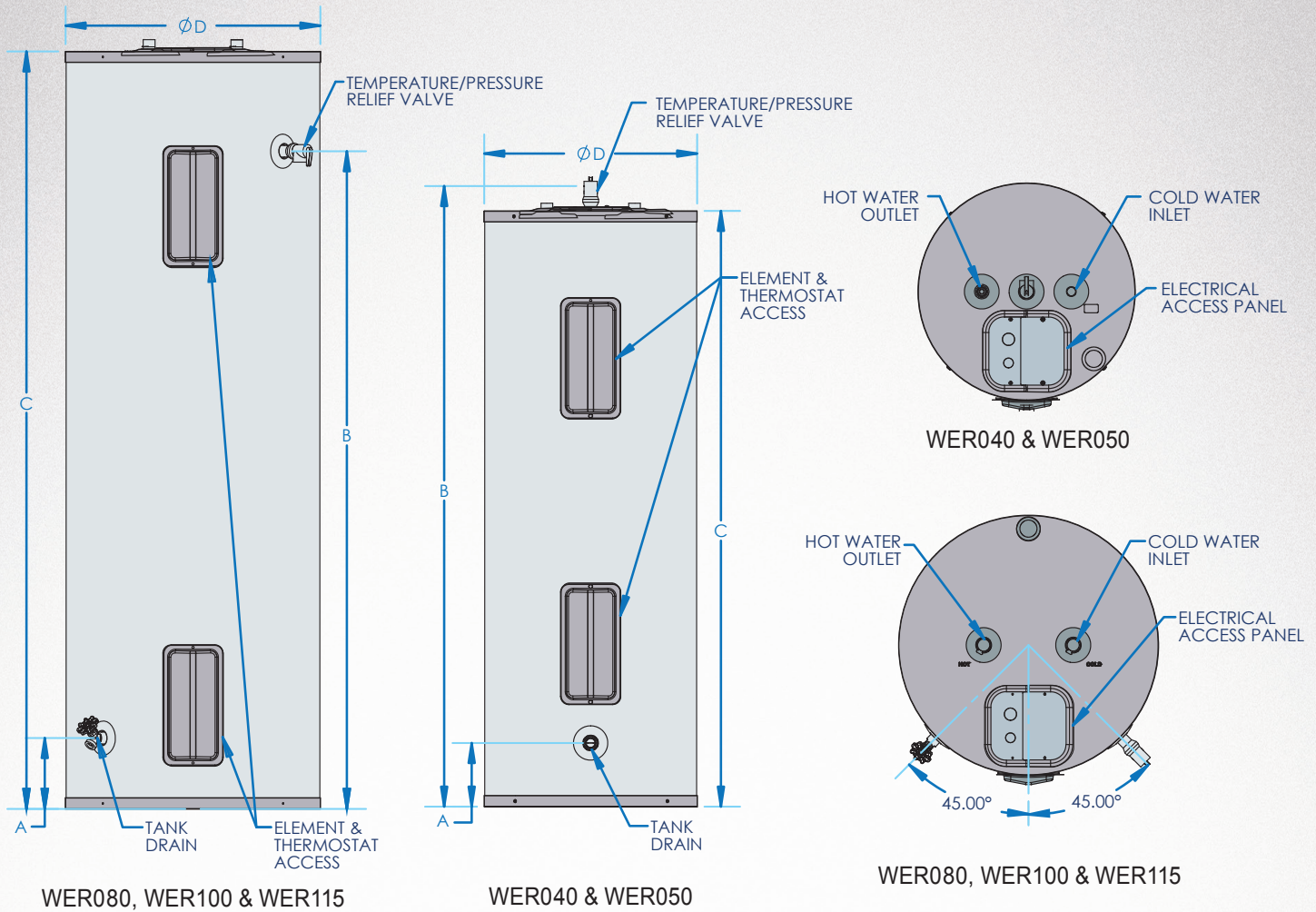
Minimizes Scale Build Up  
Prolongs Tank Life  
No Need for Anode Rods  
Lightweight Construction

**NO Anode Rods Needed!**

All coated tanks require anodes to delay the inevitable corrosion and tank failure. The average residential water heater lasts about 13 years. The Westinghouse residential stainless steel tank will outlast any coated steel tank in the market.



# Dimensions & Specifications



12 Year Residential & 5 Year Commercial Limited Warranty

SPECIFICATIONS AND DIMENSIONS						WATER TEMPERATURE RATINGS		
Model	Gal.	A	B	C	D	Minimum Delivered Temp.	Maximum Delivered Temp.	High Temp. Limit
WER040C2X045	40	5.75"	56.5"	54.25"	19.5"	<b>110°F</b> 43.3 C	<b>150°F</b> 65.5 C	<b>170°F</b> 76.6 C
WER050C2X045	50	5.75"	66.75"	66.75"	19.5"			
WER080C2X045	80	6.5"	60"	69"	23.25"			
WER100C2X045	100	7.25"	56.5"	61"	27"			
WER115C2X045	115	7.25"	60.25"	69"	27"			

Model	Wattage	Voltage	Height/ Diameter	First Hour Delivery	Recovery @ 90° F Rise	Energy Factor	Shipping Weight
WER040C2X045	4500	240	54.25"/19.5"	48 Gallons	20 Gallons	.92	104 lbs
WER050C2X045	4500	240	66.75"/19.5"	55 Gallons	20 Gallons	.90	118 lbs
WER080C2X045	4500	240	69"/23.25"	76 Gallons	20 Gallons	.92	151 lbs
WER100C2X045	4500	240	61"/27"	84 Gallons	20 Gallons	.90	188 lbs
WER115C2X045	4500	240	69"/27"	105 Gallons	20 Gallons	.86	224 lbs