




**NOW AVAILABLE**  
**Tankless Electric Heater**  
 Only Needs Cold Water Supply  
**7-PS-92**

Please See  
 Tankless Heater  
 Specification Sheet  
 for Details



STAINLESS STEEL

## HAND SINKS PEDESTAL BASE



Conforms To NSF 61/9 Lead Free Requirements

Item #: \_\_\_\_\_ Qty #: \_\_\_\_\_

Model #: \_\_\_\_\_

Project #: \_\_\_\_\_

### FEATURES:

One piece **Deep Drawn** sink bowl design.

Sink bowl is 10" x 14" x 5"\*.  
 (\*7-PS-18 sink bowl is 14" x 16" x 6")

All sink bowls have a large liberal radii with a minimum dimension of 2" and are rectangular in design for increased capacity.

Stainless steel basket drain 1-1/2" IPS.

Flush-to-wall unit.

"Hands Free" splash mounted gooseneck faucet furnished with aerator.

(Faucet Flow Rate: 1.0 GPM/3.8 LPM aerator. 60 PSI.)

Foot Pedal Valve for water operation.

Easy removable panel to access hidden plumbing.

### Specific Features:

**7-PS-95** towel dispenser with hinged towel box. Unit uses standard C-fold towels. Liquid Soap dispenser.

**7-PS-96** includes two 7-3/4" high Side Splashes.

**7-PS-99** towel dispenser & soap dispenser plus trash receptacle & cabinet storage.

### CONSTRUCTION:

All TIG welded.

Welded areas blended to match adjacent surfaces and to a satin finish.

Die formed Countertop Edge with a No-Drip offset.

One sheet of stainless steel - No Seams.

### MATERIAL:

Heavy gauge type 304 series stainless steel.

Wall mounting bracket is galvanized and of offset design.

All fittings are brass / chrome plated unless otherwise indicated.

### MECHANICAL:

Single pedal mixing valve with 3/8" NPT Female. Built in check valve.

Front operated temperature adjustment.

(Contractor on site must connect faucet to foot pedal operated valves.)

### WARNING:

Equipment that includes a faucet may expose you to chemicals, including lead, that are known to the State of California to cause cancer or birth defects or other reproductive harm. For more Info., visit [www.p65warnings.ca.gov](http://www.p65warnings.ca.gov).



Customer Service Available To Assist You **1-800-645-3166** 8:30 am - 7:00 pm E.S.T.

For Orders & Customer Service:

Email: [customer@advancetabco.com](mailto:customer@advancetabco.com) or Fax: 631-242-6900

For Smart Fabrication™ Quotes:

Email: [smartfab@advancetabco.com](mailto:smartfab@advancetabco.com) or Fax: 631-586-2933

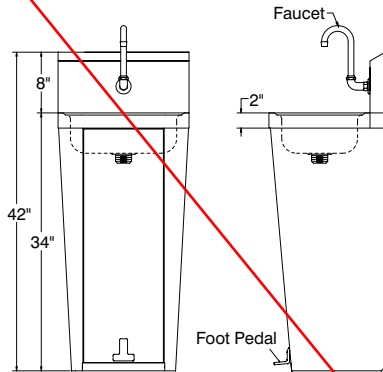
# DIMENSIONS and SPECIFICATIONS

TOL Overall:  $\pm .500"$  Interior:  $\pm .250"$

FITTINGS SUPPLIED AS SHOWN

ALL DIMENSIONS ARE TYPICAL

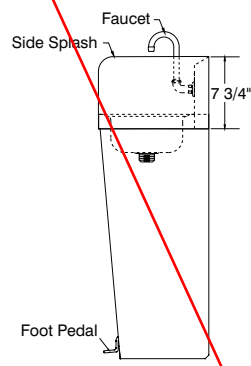
## 7-PS-90



Pedestal Base Front View  
For 7-PS-90 & 7-PS-96

41 lbs.

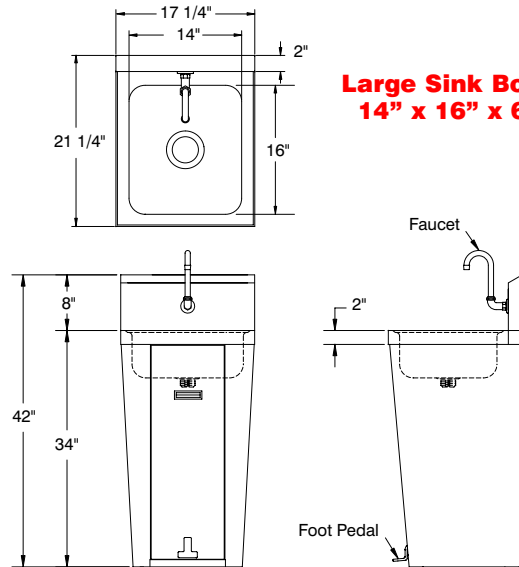
## 7-PS-96



Foot Pedal

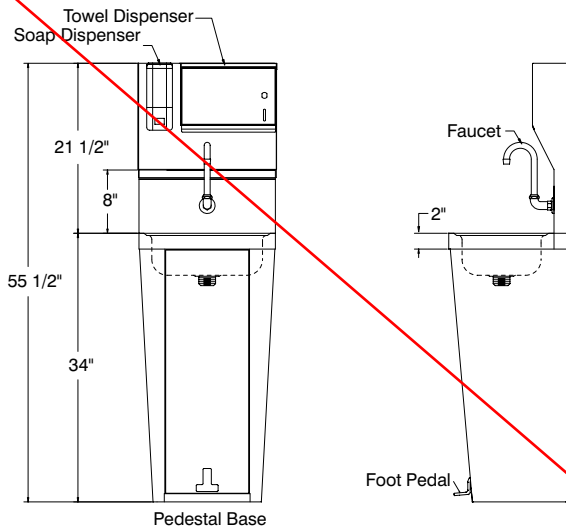
47 lbs.

## 7-PS-18



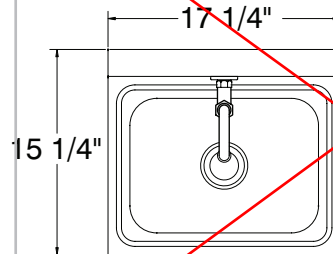
50 lbs.

## 7-PS-95

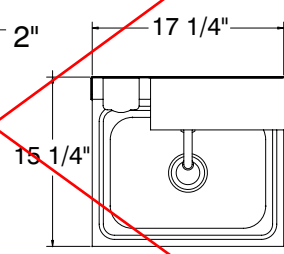


54 lbs.

## TOP VIEW 7-PS-90 & 7-PS-96

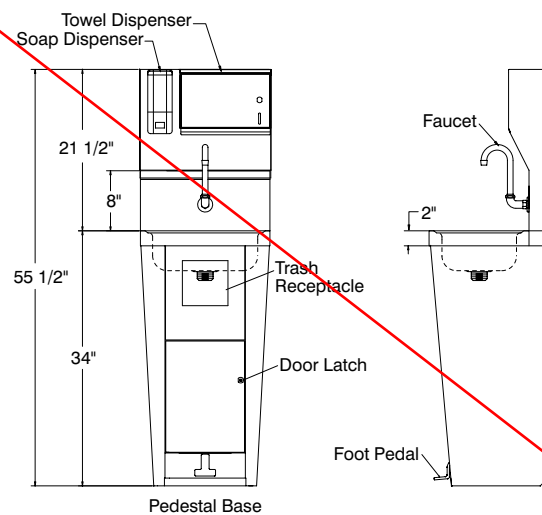


## TOP VIEW 7-PS-95 & 7-PS-99



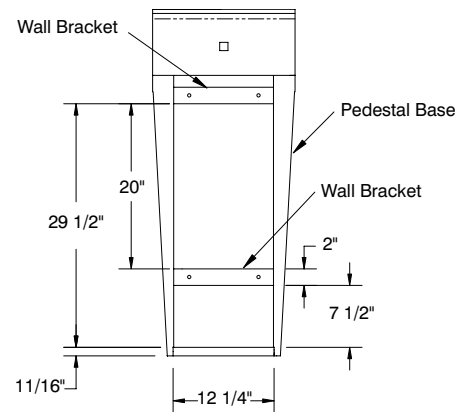
Sink Bowls 10" x 14" x 5"

## 7-PS-99



59 lbs.

## REAR VIEW OF STANDARD PEDESTAL BASE UNITS



REF-B

325 Wireless Boulevard, Hauppauge, NY 11788

ADVANCE TABCO is constantly engaged in a program of improving our products. Therefore, we reserve the right to change specifications without prior notice.

© ADVANCE TABCO, FEBRUARY 2020