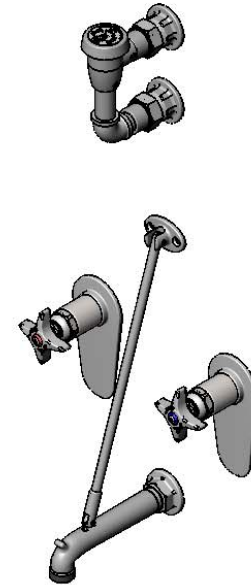
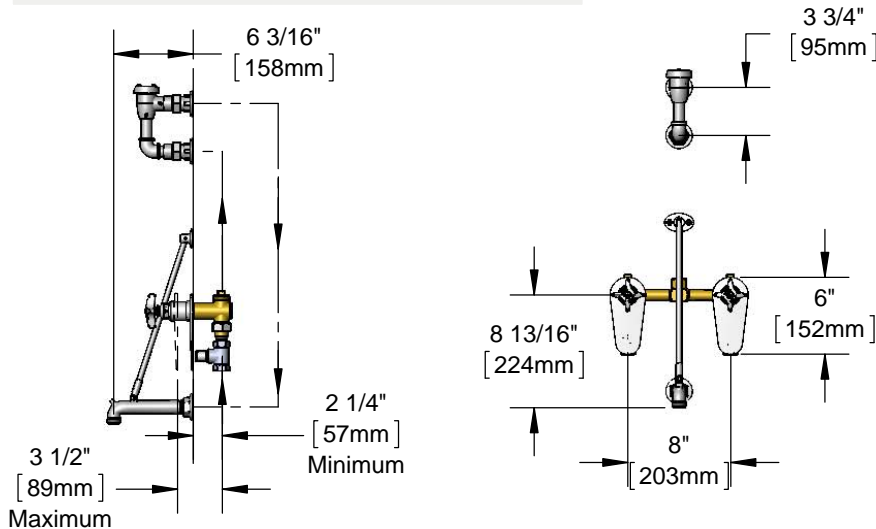




#### Architect/Engineering Specifications:

8" concealed bypass mixing valve with polished chrome plated brass adjustable wall flanges and sleeves, polished chrome plated brass spout with pail hook and garden hose male outlet, compression cartridges, 4-arm handles, 1/2" NPT atmospheric vacuum breaker, upper support rod and 1/2" NPT female inlets. Certified to ASME A112.18.1/CSA B125.1, NSF 61-Section 9, NSF 372 and ASSE 1001. Meets ADA ANSI/ICC A117.1 requirements.

Job Name \_\_\_\_\_  
 Model Specified \_\_\_\_\_ Quantity \_\_\_\_\_  
 Variations Specified \_\_\_\_\_  
 Date \_\_\_\_\_



#### Features & Benefits:

- 8" concealed mixing faucet w/ brass body & 1/2" NPT female union inlet connections
- 6" tall polished chrome plated brass adjustable wall flanges and sleeves
- Polished chrome plated spout assembly w/ Ø2" wall flange, pail hook & garden hose male outlet
- Eterna compression cartridges
- 4-arm handles w/ color coded indexes
- 1/2" NPT female loose key straight stop inlets with tee handles
- Elevated 1/2" NPT atmospheric vacuum breaker assembly
- Upper wall support rod
- Material: Brass bodies with polished chrome plated adjustable flanges, support rod and chrome plated metal handles

#### Product Compliance:

- ASME A112.18.1 / CSA B125.1
- NSF 61 - Section 9
- NSF 372 (Low Lead Content)
- ANSI A117.1 (ADA)
- ASSE 1001 (VB)

**Warranty:** One Year (Limited)



#### Optional Handles & Optional Cartridges

##### Optional Handles

- ☐ 4" Wrist Action
- ☐ Lever
- ☐ 4-Arm (Standard)

##### Optional Cartridges

- ☐ Quarter Turn Cerama
- ☐ Eterna (Standard)
- ☐ Quarter turn Eterna
- ☐ Metering





# T&S BRASS AND BRONZE WORKS, INC.

2 Saddleback Cove / P.O. Box 1088  
Travelers Rest, SC 29690

Model No.

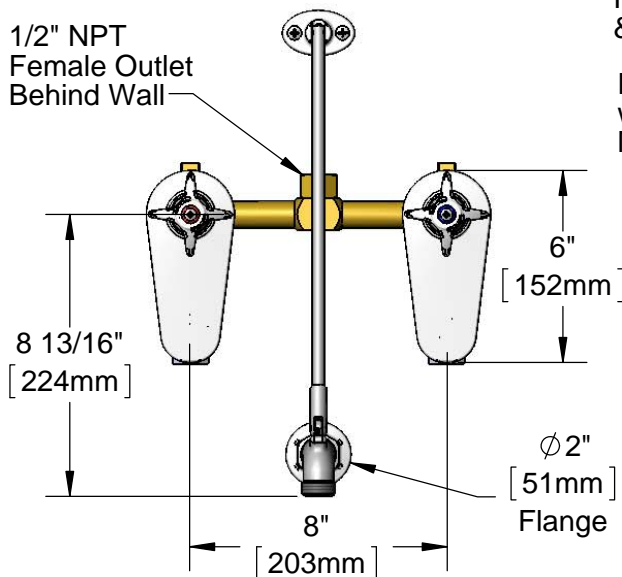
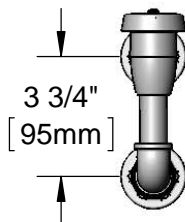
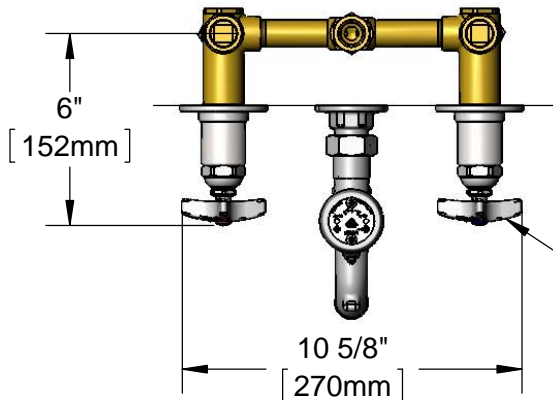
**B-0695-ST**

Item No.

Travelers Rest, SC: 800-476-4103 • Simi Valley, CA: 800-423-0150 • Fax: 864-834-3518 • www.tsbrass.com



**ADA Compliant**



Eterna Cartridges &  
4-Arm Handles w/  
Color Coded Indexes

B-0969  
1/2" NPT Vacuum  
Breaker

Upper Wall Support  
Rod w/ Wall Bracket  
& Mounting Screws

Pail Hook Spout  
w/ Garden Hose  
Male Outlet

Mounting Surface

Ø 2" [51mm]  
Flanges w/  
1/2" NPT  
Female  
Inlet/Outlet

Concealed  
Mixing Valve

Loose Key Stops  
Behind Flanges

1/2" NPT  
Female Inlets

2 1/4"  
[57mm]  
Minimum

3 1/2"  
[89mm]  
Maximum

**Rough-In Requirement:**  
(2) Ø 1 1/2" [38mm] Mounting Holes  
for Concealed Mixing Valve

## Product Specifications:

8" Wall Mount Concealed Mixing Valve, Eterna Cartridges, 4-Arm Handles, Loose Key Stops, Elevated Vacuum Breaker, Spout w/ Garden Hose Male Outlet & Upper Support Rod & 1/2" Female Inlets/Outlets

## Product Compliance:

ASME A112.18.1 / CSA B125.1  
NSF 61 - Section 9  
NSF 372 (Low Lead Content)  
ANSI A117.1 (ADA)  
ASSE 1001 (VB)