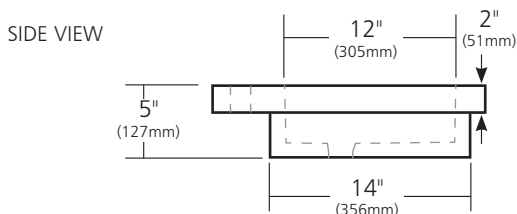
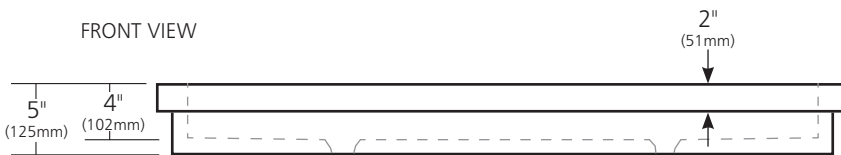
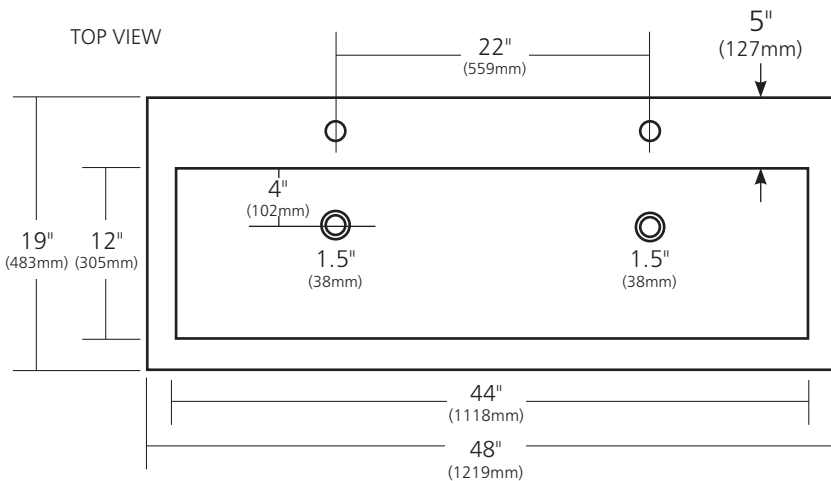



## SPECIFICATIONS

# TROUGH 4819

NativeStone™ Collection



NSL4819-A Ash  
NSL4819-S Slate  
NSL4819-P Pearl

### PRODUCT DETAILS

- 48" x 19" x 5" OD (1219mm x 483mm x 127mm)
- 44" x 12" x 4" ID (1118mm x 305mm x 102mm)
- 1.5" (38mm) drain opening
- Handcrafted from sustainable NativeStone™
- Sealed with impermeable nano sealer

### INSTALLATION

- Drop-in or Undermount

### COORDINATING PRODUCTS

- Drains: DR120, DR150 or DR160
- NativeStone® Sealer

### STANDARDS COMPLIANCE

- UPC/cUPC compliant
- **ADA** COMPLIANT

### IMPORTANT

Do NOT use tape or other adhesives on NativeStone® as it may remove the sealer.

Due to the handcrafted nature of this product, it will vary in finish, texture, and other details. Dimensions may vary up to 1/2" (13mm). We strongly recommend waiting for the actual product before making any installation cuts.