

MAAX SUBMITTAL SPECIFICATIONS

Pose 7236 (IF)

MODEL NUMBER 106210

DIMENSIONS: 72" x 36" x 24" Acrylic



Vivez l'expérience
MAAX[®]
Enjoy the experience

STANDARD FEATURES

- Rectangular shape bathtub with choices of two deck heights (3/8 or 2 in.) Please specify when ordering
- Drop-in installation or with integrated flange (IF) for alcove installation
- Textured floor
- Ample deck space for faucet installation
- Skirt with or without access panel available




OPTIONS

- None

UNIQUE FEATURES

- None

SYSTEMS

-  MAAX Professional Whirlpool
-  Aeroeffect **DOOR**
-  Combined Whirlpool/Aeroeffect

SELECTION

Combine with MAAX's complete shower door offering visit www.maax.com

CERTIFICATIONS

Maax products adhere to one or more of the following certifications:



Project :

Contractor :

MAAX Representative : Tel :

Date :

www.maax.com

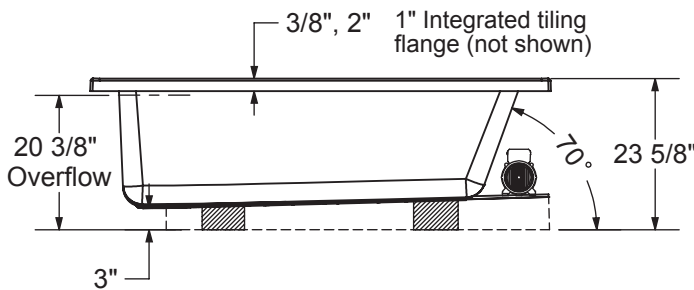
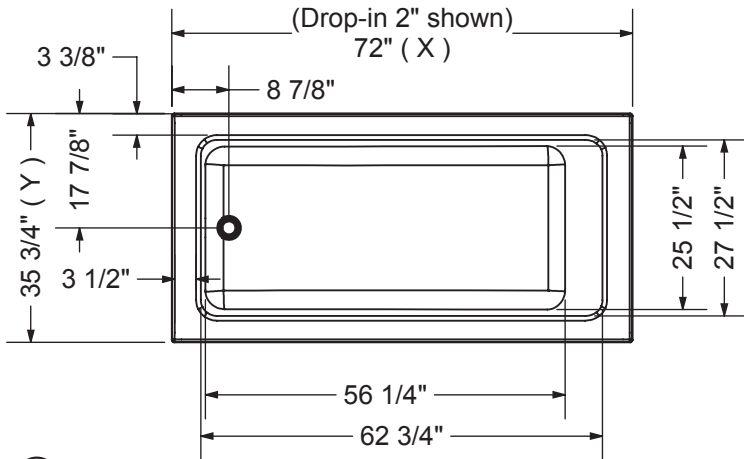
2016-03-31

MAAX SUBMITTAL SPECIFICATIONS

Pose 7236 (IF)

MODEL NUMBER 106210

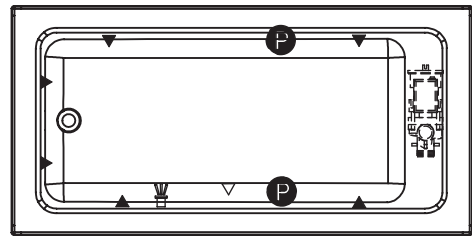
TECHNICAL DRAWINGS



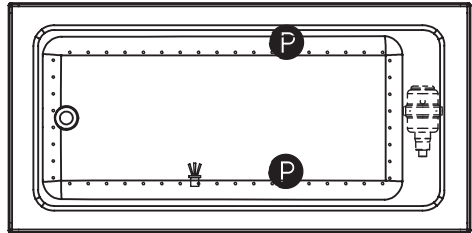
Technical drawing is universal for all 7236 configurations. External dimension (X,Y) vary depending on configuration (see chart)

	DROP IN 2"	DROP IN 3/8"	ALCOVE / CORNER
X	72"	71 7/8"	71 1/2"
Y	35 3/4"	35 5/8"	35 3/8"

WHIRLPOOL SYSTEM




AIR SYSTEM



- ⊕ : Indicates optional grab bar positioning
- (▲) : Indicates whirlpool jets positioning
- (△) : Indicates suction positioning
- (●) : Indicates airjets positioning
- (⚡) : Indicates chromatherapy light positioning

APRON (alcove version only)



Wood support design may vary.
 Integrated tiling flange: 1" height X 1/4" thickness (not shown)
 Tiling flange position is determined by chosen configuration.
 All dimensions are approximate.
 Structure measurement must be verified against the unit to ensure proper fit.