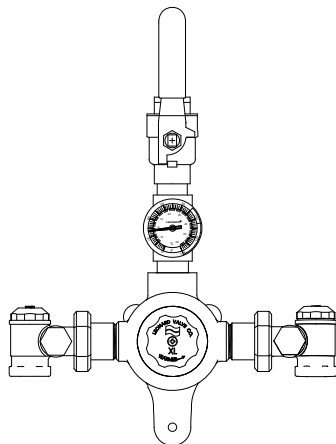


HIGH LOW THERMOSTATIC MIXING VALVES

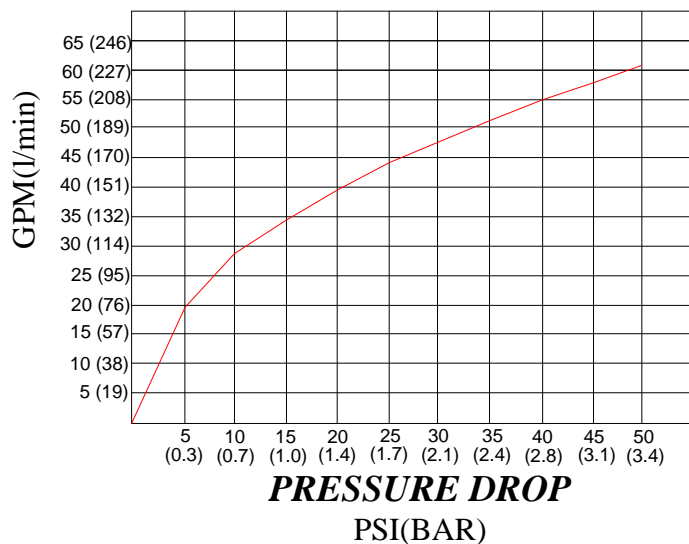
ECO-MIX™

XL-82-LF-BDT_____
1-61 GPM (3.8-231 l/min)



PRESSURE DROP											
MIN+ FLOW	5	10	15	20	25	30	35	40	45	50	PSI
	0.3	0.7	1	1.4	1.7	2.1	2.4	2.8	3.1	3.4	BAR
1	19	28	34	39	43	48	51	55	58	61	GPM
3.8	72	106	129	148	163	182	193	208	219	231	l/min

FLOW RATE



+NOTE: The valve will maintain temperature with 0.5GPM flow from the domestic hot water loop when properly installed near the hot water source with a continuously operating recirculation pump.

- High Low Thermostatic Water Mixing Valve with 1 GPM (3.8 l/min) minimum flow capacity
- 1" inlets, 1-1/4" outlet (25mm x 32 mm)
- Outlet dial thermometer and ball valve
- Integral combination checkstops with strainers and wall support
- 125 PSI (8.6 BAR) maximum operating pressure
- Copper encapsulated thermostatic assembly with Teflon coated stainless steel shuttle
- Locking temperature regulating handle set for 120°F(49°C)*
- Temperature adjustment range, 90-140°F (32-60°C) **
- Internal parts of stainless steel
- Rough Bronze Finish

OPTIONS

- ☐ **SUFFIX IT** Inlet thermometers
- ☐ **SUFFIX LWS** Less wall support
- ☐ **SUFFIX CP** Chrome plated
- ☐ **SUFFIX TC** Test Connection (ship loose)

NOTE: Leonard Valve Company reserves the right of product or design modification without notice or obligation

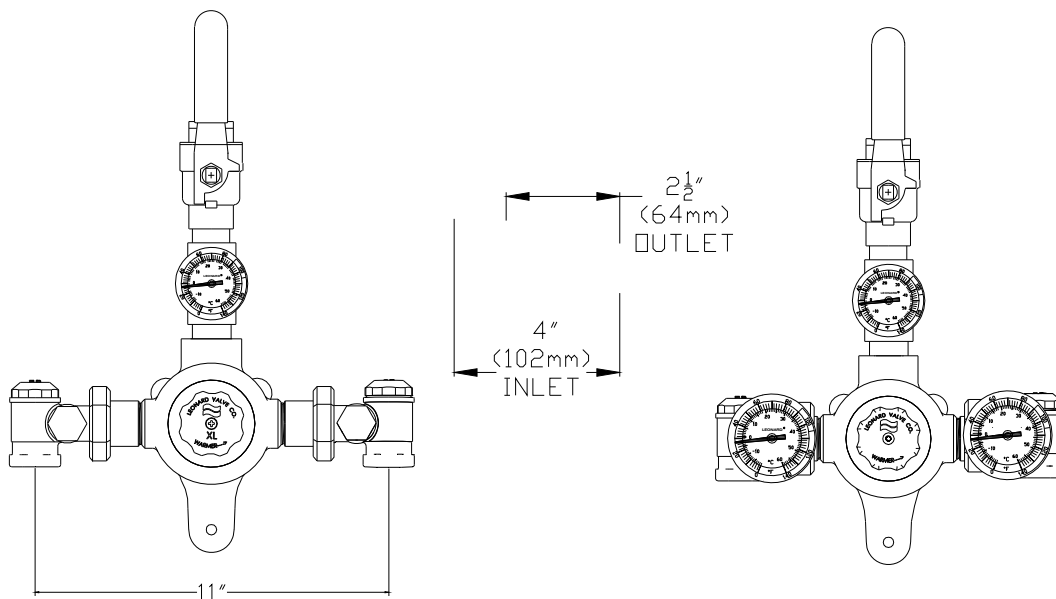
ASSE 1017 CERTIFIED



This valve is certified to meet Low Lead requirements of wetted surface area containing less than 0.25% lead by weight

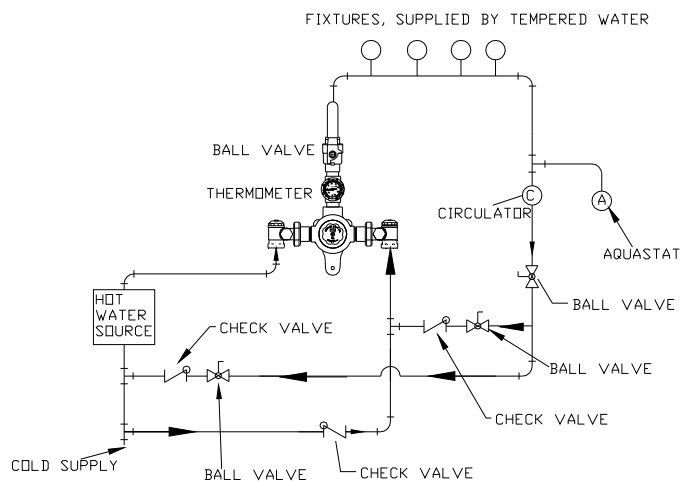
****NOTE:** For temperatures outside of this valve's stated range, please see our line of bi-metal valves.

***NOTE:** A locking temperature regulator set for 120°F (49°C), is simply a mechanical setting to prevent unauthorized temperature set point changes. If incoming water is hotter than 150°F (65.5°C), the temperature of the factory test, the valve may deliver in excess of 120°F. **MUST BE RESET BY THE INSTALLER**



SUFFIX IT

REQUIRED PIPING METHOD W



CAUTION! All thermostatic water mixing valves have limitations. They will NOT provide the desired accuracy outside of their flow capacity range. Consult the Flow Capacity Chart and DO NOT OVERSIZE. Minimum flow must be no less than as indicated.

LEONARD®
WATER TEMPERATURE CONTROLS

1360 Elmwood Avenue, Cranston, RI 02910 USA

Phone: 401.461.1200 Fax: 401.941.5310

Email: info@leonardvalve.com

Web Site: <http://www.leonardvalve.com>

PRINTED IN THE U.S.A.