



Master Controllers

EFFECTIVE March 1, 2014

MANUFACTURING CO., INC.
Phone (317) 261-1212 Fax (317) 261-1208
www.lawlervalve.com

Series 66 & Series 800

Repair Kits

Parts breakdown for each kit found in valve's Installation and Maintenance Manual.
Replacement kits contain all O-rings, gaskets and springs that are needed for repair.
All kits weigh 3 pounds or less.

Series 66

Series 800

Complete Controller Repair Kits and Thermostats

Kit # 1



Size	50°-100° Part Number	85°-135° Part Number	100°-150° Part Number	
66-25 & 66-50	79776-06	79776-01	79776-11	
66-80	79776-07	79776-02	79776-12	
66-125	79776-08	79776-03	79776-13	
66-150	79776-09	79776-04	79776-14	
66-200	79776-10	79776-05	79776-15	
Size	70°-100° Part Number	90°-120° Part Number	110°-140° Part Number	
Model 801	79981-01	79981-00	79981-02	
Model 802	79978-04	79978-01	79978-07	
Model 803	79978-11	79978-10	79978-12	
Model 804	79978-06	79978-03	79978-09	
Model 805	79978-05	79978-02	79978-08	



Kits contain all necessary O-rings, gaskets and springs.

Series 66 Thermostats Kit # 4

Model 800 Thermostats Kit # 4



Series 66 Replacement Thermostats and Gaskets		
Part No.	Range	
79956-00	85°-135°	
79956-01	50°-100°	
79956-02	100°-150°	
79956-79 nickle plated	85°-135°	

Series 800 Replacement Thermostats and Gaskets		
Part No.	Range	
72911-11	90°-120°	
72911-10	70°-100°	
72911-12	110°-140°	
72911-79 nickle plated	90°-120°	



Piston and Liner Replacement

Kit # 2



Size	Part Number	
66-25 & 66-50	71945-01	
66-80	71945-01	
66-125	71946-01	
66-150	71946-01	
66-200	71946-01	
Model 801 & 802	71945-16	
Model 803, 804 & 805	71946-16	



Figure C

Only sold as a complete assembly.

Figure C



Master Controllers

EFFECTIVE March 1, 2014

MANUFACTURING CO., INC.
Phone (317) 261-1212 Fax (317) 261-1208
www.lawlervalve.com

Series 66 & Series 800

Repair Kits

Series 66




Figure B

Bonnet Assembly

Kit # 5

Size	Part Number	
All 66, 801, 802	71965-10	
Model 803, 804 & 805	71965-11	

Only sold as a complete assembly.

Series 800




Figure B

O-Ring & Gasket

Kit # 6 O-Ring & Gasket

Kit # 6

Stop & Check Repair Kits (Pair) #3

Size	Part Number		Size	Part Number		Repair Kit	
66-25 & 66-50	79830-01		Model 801	79830-01		79907-02	
66-80	79830-02		Model 802	79830-02		79908-02	
66-125	79830-03		Model 803	79830-03		79909-02	
66-150	79830-04		Model 804	79830-04		79910-02	
66-200	79830-05		Model 805	79830-05		79911-02	

Replacement Stop & Checks (Pair)*

Size	S & C Rough Brass		S & C Rough Chrome	
66-25 & 66-50	71828-00		71828-05	
66-80	71828-01		71828-06	
66-125	71828-02		71828-07	
66-150	71828-03		71828-08	
66-200	71828-04		71828-09	
Model 801	71828-00		71828-05	
Model 802	71828-01		71828-06	
Model 803	71828-02		71828-07	
Model 804	71828-03		71828-08	
Model 805	71828-04		71828-09	

Nut & Tail Kit (Pair)


Rough Brass	
71828-10	
71828-11	
71828-12	
71828-13	
71828-14	
71828-10	
71828-11	
71828-12	
71828-13	
71828-14	

*Includes union nuts and tailpieces.



Thermometer only

Thermometer	
Part No.	
6679-02	



Size	Rough Bronze		Rough Chrome	
	Part Number		Part Number	
1/2"	8225-01		8225-11	
3/4"	8225-02		8225-12	
1"	8225-03		8225-13	
1 1/4"	8225-04		8225-14	
1 1/2"	8225-05		8225-15	
2"	8225-06		8225-16	