



Features

- Integral flange.
- Recessed rear center drain.
- Trough drain with removable drain cover.
- Low threshold shower base.
- One-piece construction.
- Compliments traditional and contemporary bathroom designs.
- Coordinates with Choreograph™ walls.

Material

- Acrylic

Installation

- Alcove

Required Accessories

K-9333 Drain Cover

or

K-9337 Drain Cover

Recommended Accessories

K-9132 Shower Drain



Codes/Standards

CSA B45.5/IAPMO Z124

ASTM E162

ASTM E662







Greenguard UL 2818 - Gold

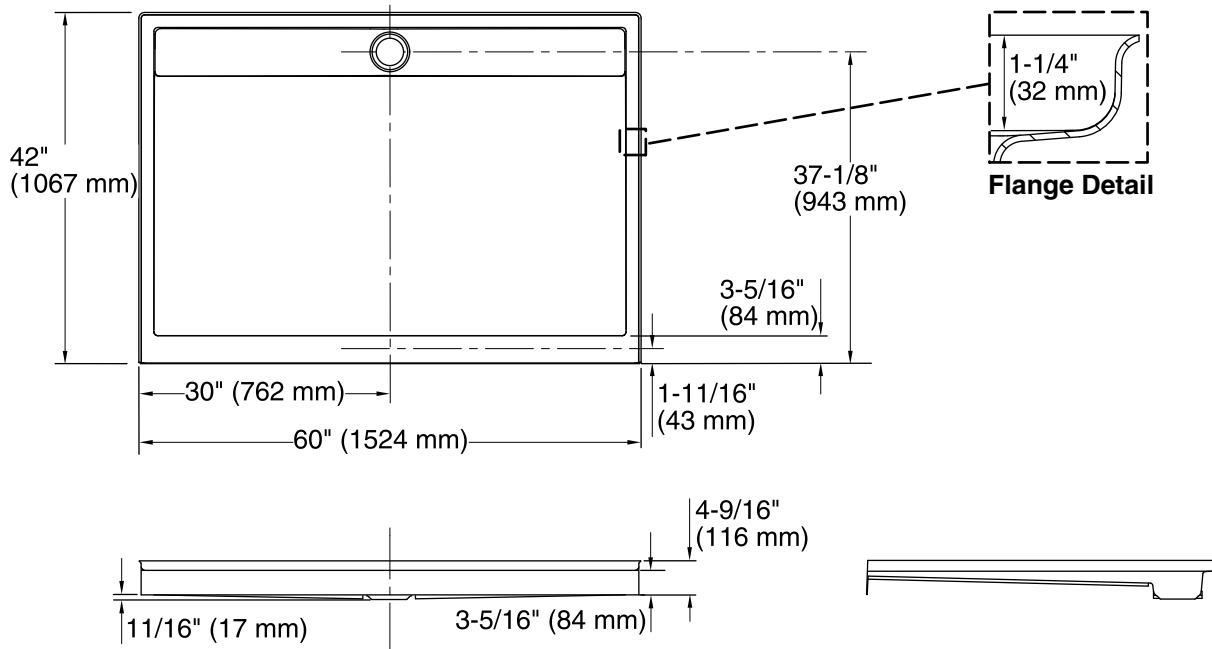
KOHLER® One-Year Limited Warranty

See website for detailed warranty information.

Available Color/Finishes

Color tiles intended for reference only.

Color	Code	Description
	0	White
	96	Biscuit
	47	Almond
	NY	Dune
	95	Ice™ Grey
	G9	Sandbar



Technical Information

All product dimensions are nominal.

Installation: 3-Wall Alcove
 Drain location: Center rear
 Drain hole diameter: 3-3/8" (86 mm)
 Weight: 72 lbs (32.7 kg)
 Minimum floor load: 20 lbs/ft² (97.6 kg/m²)
 Minimum flat for door: 0" (0 mm)

Notes

Measure your actual product for rough-in details.
 Install this product according to the installation instructions.
 Shimming may be required to level the fixture.
 Shimming may be required between the stud frame and the fixture.
 Stud opening tolerance is + 1/4" (6 mm), - 0" (0 mm).