

- 17-gauge brass construction.
- Brass tailpiece.
- Adjustable trip lever pop-up.
- 1-1/2" connection.
- For use with Escale baths.



Codes/Standards




ASME A112.18.2/CSA B125.2

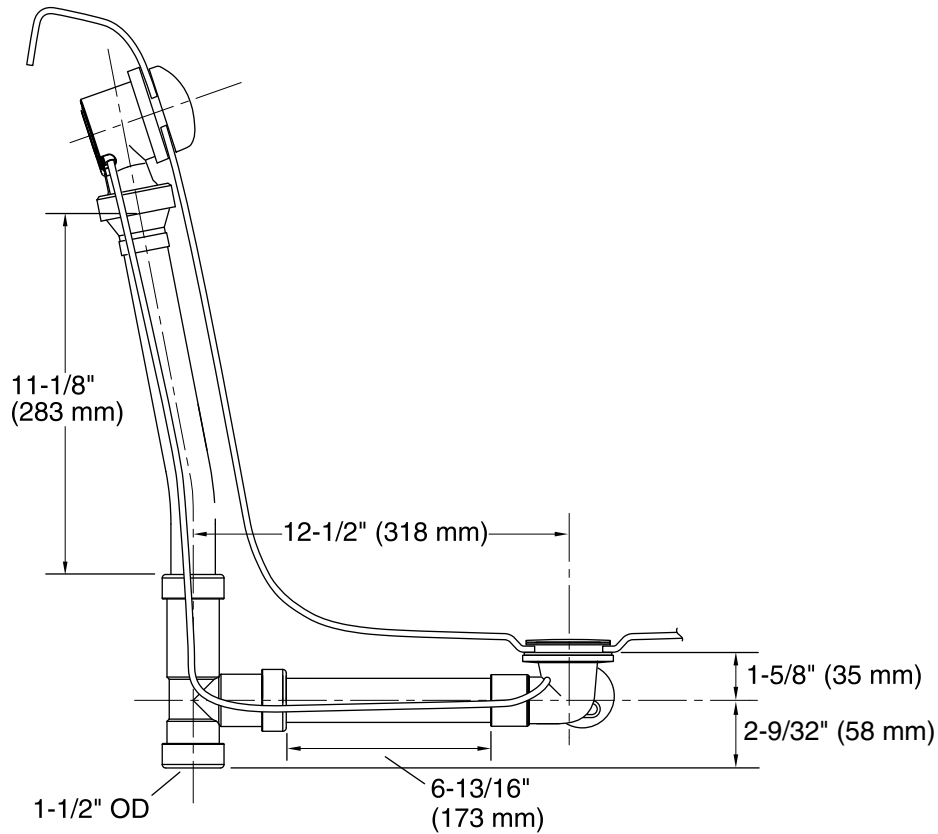
KOHLER® One-Year Limited Warranty

See website for detailed warranty information.

Available Color/Finishes

Color tiles intended for reference only.

Color	Code	Description
	CP	Polished Chrome
	SN	Vibrant® Polished Nickel
	BN	Vibrant® Brushed Nickel



Technical Information

All product dimensions are nominal.

Notes

Install this product according to the installation guide.