

Features

- For baths 14" (356 mm) to 21" (533 mm) deep from the center of the bath overflow outlet to the center of the bath drain outlet.
- External 27" (686 mm) length cable.
- No internal linkages to minimize the potential for clogging.
- Includes schedule 40 PVC tubing.

Material

- Metal construction control handle and stopper.

Installation

- Adjustable rotating connection for easy installation.



Codes/Standards











ASME A112.18.2/CSA B125.2

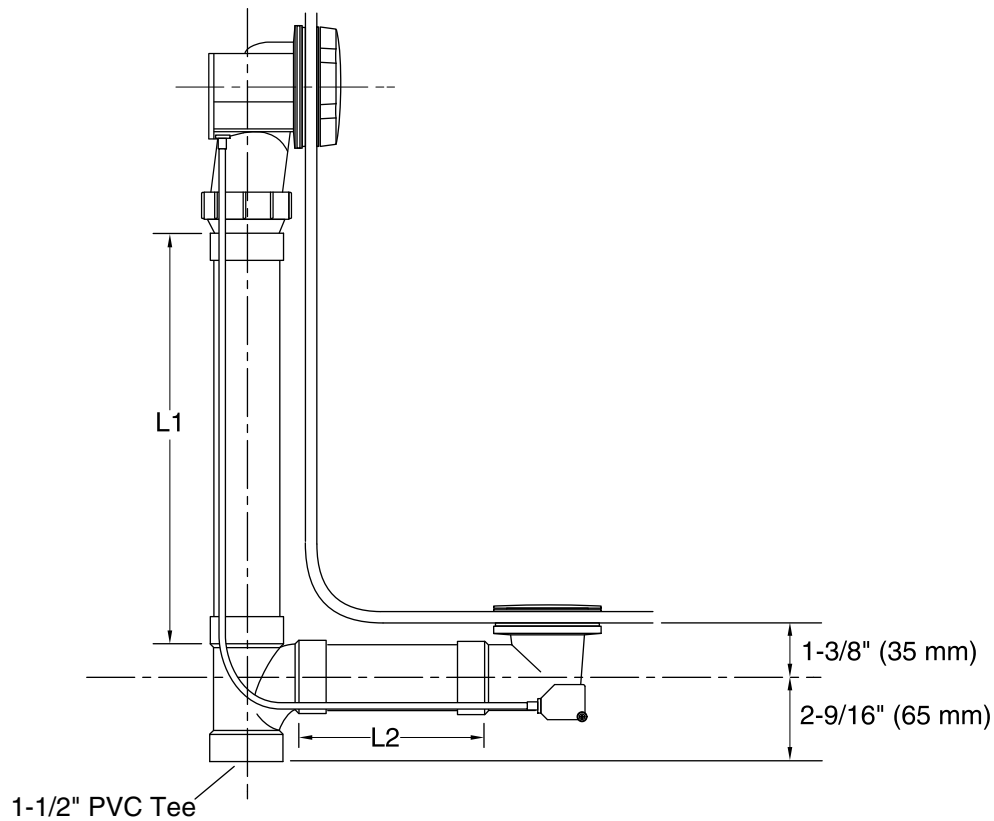
KOHLER® Faucet Lifetime Limited Warranty

See website for detailed warranty information.

Available Color/Finishes

Color tiles intended for reference only.

Color	Code	Description
	CP	Polished Chrome
	SN	Vibrant® Polished Nickel
	AF	Vibrant® French Gold
	PB	Vibrant® Polished Brass
	G	Brushed Chrome
	BN	Vibrant® Brushed Nickel
	BV	Vibrant® Brushed Bronze
	2BZ	Oil-Rubbed Bronze
	TT	Vibrant Titanium
	VNT	Vintage Nickel



Technical Information

All product dimensions are nominal.

Notes

Install this product according to the installation guide.

The combined length of the vertical (supplied) and horizontal (supplied) tubing after being cut for the bath installation must be equal to or less than 25" (635 mm).