

Features

- Contemporary towel bar outside and knob inside complete the look of this door.
- Frameless, 5/16" (8 mm) thick Crystal Clear tempered glass door.
- Can be installed to open to the left or right.
- Frameless design emphasizes glass and creates a sleek, minimalist look.
- CleanCoat® technology creates a barrier between the water and glass to help keep your shower door looking new.
- Smooth, easy-to-clean wall jambs.
- Center-guided mechanism for smooth, quiet sliding action and easy cleaning.

Material

- Anodized aluminum hardware prevents rusting or corrosion.

Installation

- Out-of-plumb adjustability allows for simpler installation.

-

Components

Additional included component/s: Hardware Kit.



Codes/Standards




ASTM C1036
ASTM C1048
ANSI Z97.1 (Tempered Glass)
CPSC 16CFR 1201

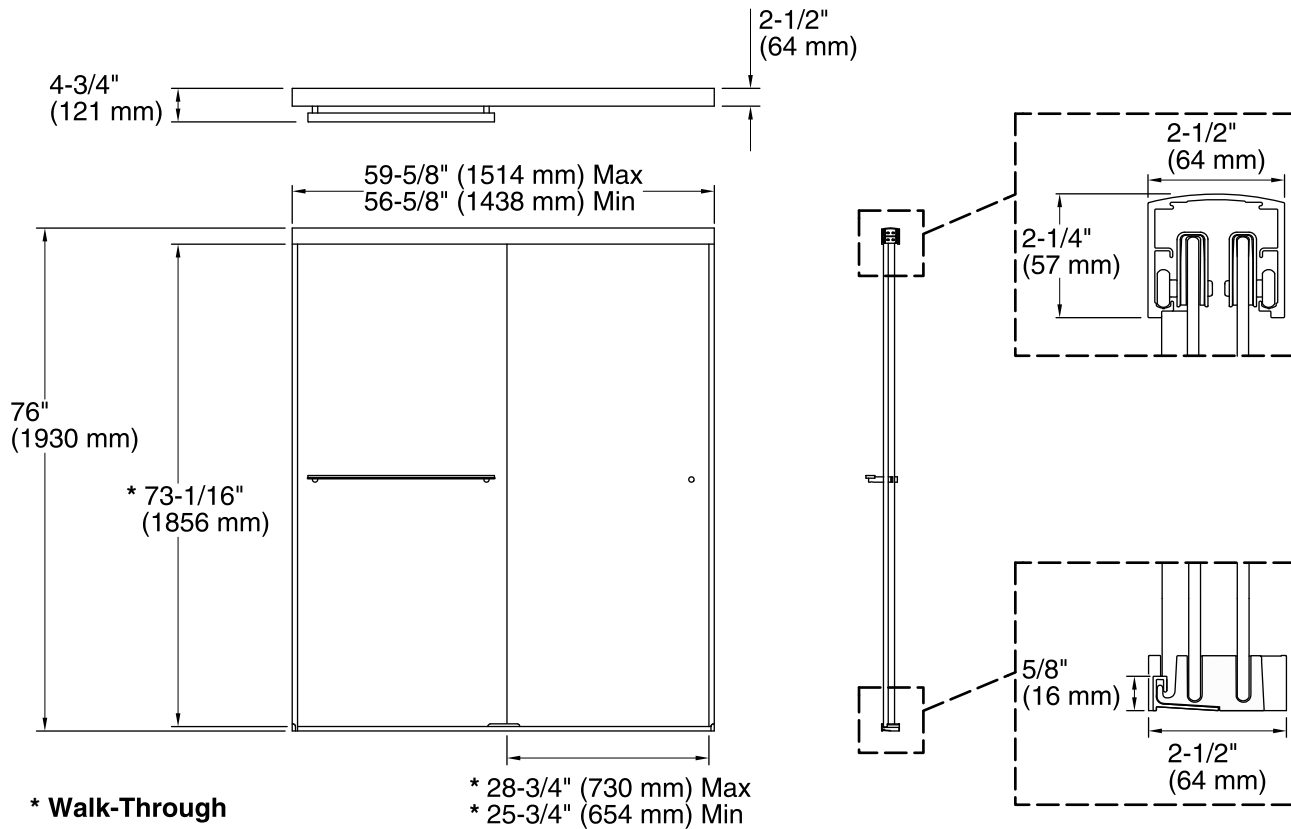
KOHLER® One-Year Limited Warranty

See website for detailed warranty information.

Available Color/Finishes

Color tiles intended for reference only.

Color	Code	Description
	SHP	Bright Polished Silver
	ABZ	Anodized Dark Bronze
	BNK	Anodized Brushed Nickel



Technical Information

All product dimensions are nominal.

Installation type: For receptor installation

Opening style: Sliding/Bypass

Opening Width - Min: 56-5/8" (1438 mm)

Opening Width - Max: 59-5/8" (1514 mm)

Walk-through - Min: 25-3/4" (654 mm)

Walk-through - Max: 28-3/4" (730 mm)

Glass thickness: 5/16" (8 mm)

Notes

Install this product according to the installation guide.

Wall jambs are made of clear plastic and may not cover existing shower door holes.

NOTICE: The vertical opening should be a minimum of 78-1/2" (1994 mm) to allow clearance for installing the top track over the wall jambs.