

### Features

- Vitreous china.
- One-piece.
- Comfort Height® Compact elongated bowl.
- AquaPiston® flushing system.
- Includes left-hand polished chrome trip lever.
- 1.28 gpf (4.8 lpf).
- 2-1/8" (54 mm) plastic trapway.
- 12" (305 mm) rough-in.
- Includes Glenbury™ Quiet-Close™ with Grip-Tight seat.
- Less supply.
- 9-5/8" (244 mm) x 7-3/8" (187 mm) water area.
- 27-3/4" (705 mm) x 18-1/4" (464 mm) x 28-1/4" (718 mm).
- Floor mount/Floor outlet.

### Recommended Accessories

- K-75796 Cachet® Nightlight Quiet-Close™ Elongated Toilet Seat
- K-4108 C3®-230 Elongated Cleansing Toilet Seat
- K-5381 14" Rough-in Full Skirt Trap and Attachment System
- K-5383 10" Rough-in Full Skirt Trap and Attachment System
- K-9167-L Trip Lever
- K-484 Trip Lever



**ADA** **CSA B651** **OBC**

### Codes/Standards











ASME A112.19.2/CSA B45.1  
DOE - Energy Policy Act 1992  
EPA WaterSense®  
California Energy Commission (CEC)  
ADA  
ICC/ANSI A117.1  
CSA B651  
OBC

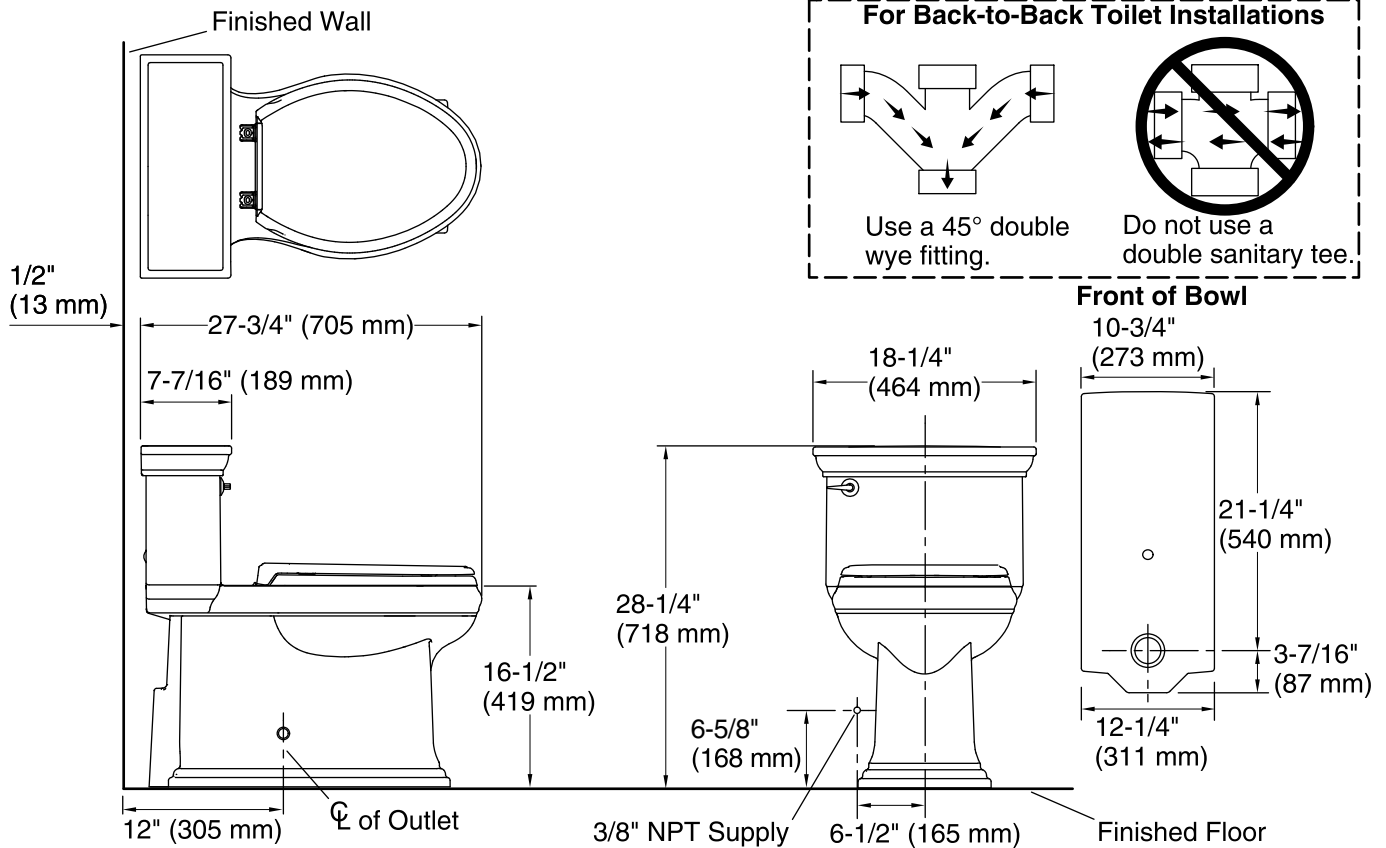
### KOHLER® One-Year Limited Warranty

See website for detailed warranty information.

### Available Color/Finishes

*Color tiles intended for reference only.*

Color	Code	Description
	0	White
	96	Biscuit
	47	Almond
	NY	Dune
	95	Ice™ Grey
	G9	Sandbar
	33	Mexican Sand™
	K4	Cashmere
	58	Thunder™ Grey
	7	Black Black™



### Technical Information

All product dimensions are nominal.

Toilet type:	One-piece
Bowl shape:	Compact Elongated front
Flush type:	AquaPiston
Trap passageway:	2-1/8" (54 mm)
Water Consumption	
Full:	1.28 gpf (4.8 lpf)
Water surface size:	9-5/8" x 7-3/8" (244 mm x 187 mm)
Rim to water surface:	5-3/8" (137 mm)
Rough-in:	12" (305 mm)
Seat-mounting holes:	5-1/2" (140 mm)

### Notes

Install this product according to the installation instructions.

For back-to-back toilet installations: Use only a 45° double wye fitting.

ADA, OBC, CSA B651 compliant when installed to the specific requirements of these regulations.

Plumbing Codes require elongated toilets and elongated, open-front toilet seats in public bathrooms.

Accessibility standards require controls to be located on the open side of the toilet.