

Features

- 6-3/4" diverter spout with 1/2" NPT connection.
- Coordinates with Refinia faucets, accessories, and showering components to complete your bathroom.

Material

- KOHLER finishes resist corrosion and tarnishing
- Premium Metal Construction

Installation

- Wall-mount
- NPT connection



ADA CSA B651

Codes/Standards



ASME A112.18.1/CSA B125.1
ADA
ICC/ANSI A117.1
CSA B651

KOHLER® Faucet Lifetime Limited Warranty

See website for detailed warranty information.

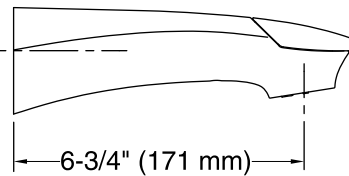
Available Color/Finishes

Color tiles intended for reference only.

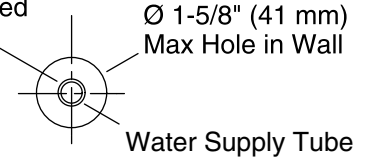
Color	Code	Description
	CP	Polished Chrome
	BN	Vibrant® Brushed Nickel

For slip-fit spout, 5/8" OD tube must extend 5-9/16" (141 mm) beyond finished wall.

For threaded spout, 1/2" NPT pipe must extend 5-9/16" (141 mm) beyond finished wall.



Water supply tube must be centered with the hole.



Technical Information

All product dimensions are nominal.

Notes

Install this product according to the installation instructions.

ADA, CSA B651 compliant when installed to the specific requirements of these regulations.