



Cachet® Q2™ Advantage™

Toilet Seat
K-4688

Features

- Solid polypropylene plastic.
- Elongated closed-front. seat
- Contoured seat for user comfort.
- Quick-Release™ hinge caps snap open and seat pulls forward for removal.
- Quick-Attach™ stainless steel fastener allows for top-mount screwdriver only install.



Codes/Standards




IAPMO/ANSI Z124.5

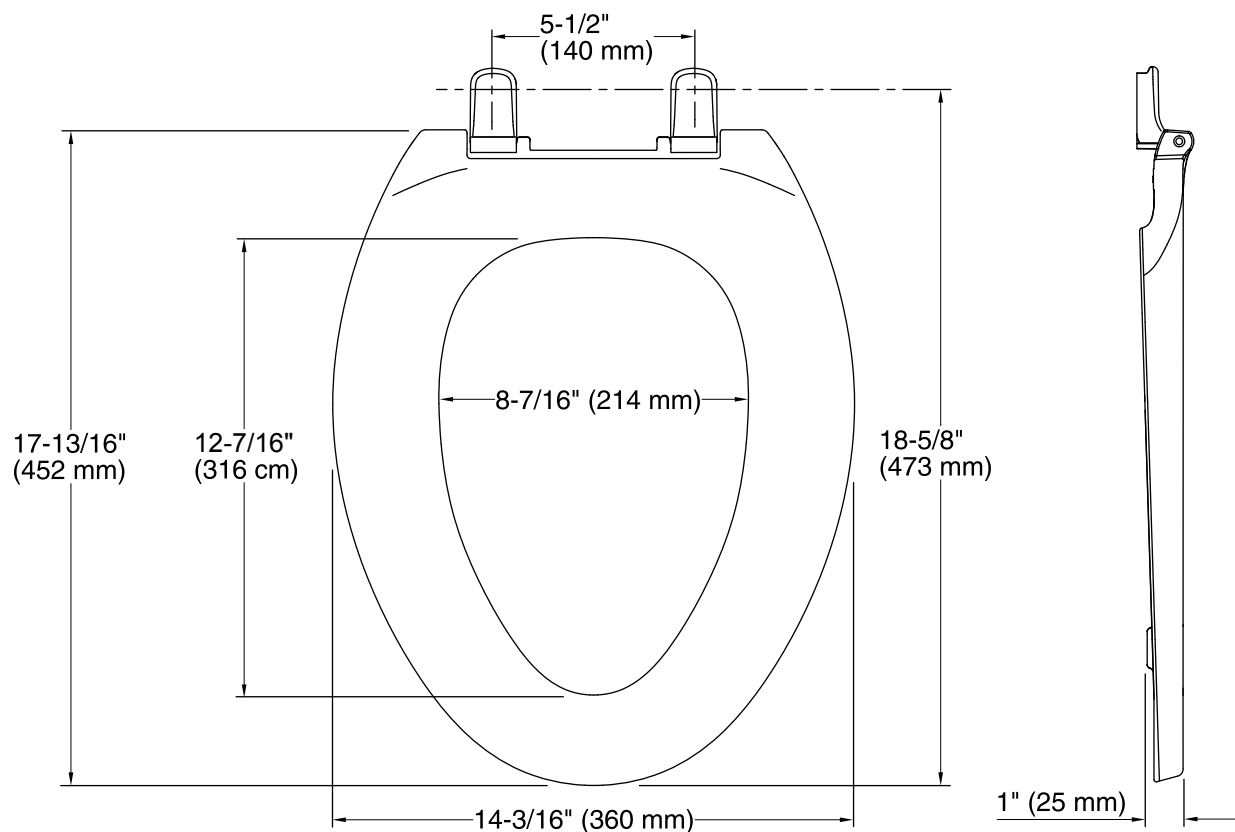
KOHLER® One-Year Limited Warranty

See website for detailed warranty information.

Available Color/Finishes

Color tiles intended for reference only.

Color	Code	Description
	0	White
	96	Biscuit
	47	Almond



Technical Information

All product dimensions are nominal.

Seat shape type: Elongated

Seat front type: Closed front

Seat hinge type: Quick-Release™, Quick-Attach®

Seat-mounting holes: 5-1/2" (140 mm)

Notes

Install this product according to the installation guide.