

# VHR 1405R

## Heat Recovery Ventilator

Product #: 40062



Fantech's most popular HRV for house projects that demand higher efficiency, the VHR 1405R is designed for higher static pressure applications. The unit brings a continuous supply of fresh air into a home while exhausting an equal amount of contaminated air. During winter, fresh incoming air is tempered by the heat that is transferred from the outgoing air so you save on energy costs, while during summer, the incoming air is pre-cooled if the house is equipped with an air cooling system. The VHR 1405R incorporates a unique and quiet internal recirculation defrost that does not depressurize the home during the defrost cycle.

### Features

- Compact design
- Backward curved blade motors
- Electrostatic filters (washable)
- Aluminum heat recovery core
- External screw type dry contacts
- Improved core guide channels for easy removal of core
- Weighs 45 lbs (20Kg)

### Accessories

- ECO-Touch™ (#44007) – Programmable Touch Screen Wall Control
- EDF1 (#40375) – Multi-function control
- EDF1R (#40393) – Triple function wall control
- RTS3 (#40376) – 20/40/60 minute over-ride
- RTS2 (#40164) – 20 minute over-ride
- MDEH1 (#40172) – Dehumidistat
- MDEH2 (#40173) – Mechanical low voltage dehumidistat with ON/OFF switch

### Specifications

- Duct size – 5" (125mm)
- Voltage/Phase – 120/1
- Power rated – 156 W
- Amp – 1.2 A
- Average airflow – 152 cfm (72 L/s)  
@ 0.4" P<sub>s</sub> (100Pa)

### Motors

Two (2) factory-balanced motors with backward curved blades. Motors come with permanently lubricated, sealed ball-bearings to guarantee long life and maintenance-free operation. Covered by a seven year warranty.

### Heat Recovery Core

Aluminum heat recovery core configured for efficient cross-flow ventilation. Core is 9" x 9" (229 x 229 mm) with a 15" (380 mm) depth. Cores are manufactured by Fantech to withstand extreme temperature variations.

### Defrost

During the defrost sequence, a motorized damper temporarily blocks the incoming fresh air stream so that the warm air from the house can circulate through the HRV. The exhaust blower shuts down and the supply blower switches into high speed to maximize the effectiveness of the defrost strategy. During this cycle, household odors from the kitchen or bathroom are prevented from entering the home and the unit will not create negative pressure.

### Serviceability

Core, filters, motors and drain pan can be easily accessed through latched door. Core conveniently slides out on our new easy glide core guides. 17" (432mm) of clearance is recommended for removal of core.

### Duct Connections

5" (125mm) Oval plastic duct connections integrated with balancing damper and balancing port.

### Case

24 gauge galvanized steel. Baked powder coated paint.

### Insulation

Cabinet is fully insulated with 1" (25 mm) high density expanded polystyrene.

### Filters

Two (2) washable electrostatic panel type air filters 8.5" (216mm) x 12.5" (318 mm) x 0.125" (3mm).

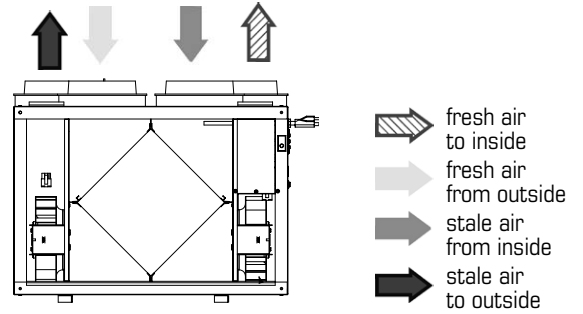
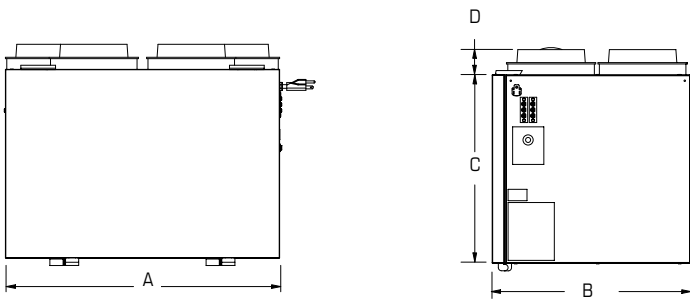
### Drain

1/2" (13mm) OD (outside diameter) drain spout provided, entire bottom of unit covered by drain pan.

### Warranty

Limited lifetime on aluminum core, 7 year on motors, and 5 year on parts.

## Dimensions & Airflow



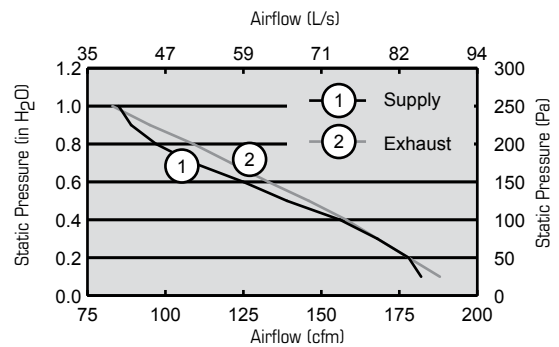
Model	A		B		C		D	
	in	mm	in	mm	in	mm	in	mm

VHR1405R 23 3/4 603 17 3/16 437 16 1/4 413 2 3/16 56

Clearance of 17" (432mm) in front of the unit is recommended for removal of core. All units feature three foot plug-in power cord with 3-prong plug.

## Ventilation Performance

in. wg. (Pa)	0.1 (25)	0.2 (50)	0.3 (77)	0.4 (100)	0.5 (125)
	cfm (L/s)	cfm (L/s)	cfm (L/s)	cfm (L/s)	cfm (L/s)
Net supply airflow	174 (82)	152 (71)	121 (57)	97 (46)	85 (40)
Gross supply airflow	178 (84)	156 (73)	125 (59)	97 (46)	85 (40)
Gross exhaust airflow	178 (84)	18 (74)	133 (63)	109 (51)	83 (39)



## Energy performance

Heating	Supply temperature		Net airflow		Consumed power	Sensible recovery efficiency	Apparent sensible effectiveness	Latent recovery/moisture transfer
	°F	°C	cfm	L/s	W	%	%	-
	32	0	85	40	70	60	76	-0.02
	32	0	101	48	94	62	71	-0.02
	32	0	159	75	140	60	68	-0.01
	-13	-25	85	40	93	63	76	-0.01

## Requirements and standards

- Complies with the UL 1812 requirements regulating the construction and installation of Heat Recovery Ventilators
- Complies with the CSA C22.2 no. 113 Standard applicable to ventilators
- Complies with the CSA F326 requirements regulating the installation of Heat Recovery Ventilators
- Technical data was obtained from published results of test relating to CSA C439 Standards
- HVI certified

## Contacts

Submitted by:	Date:
Quantity: Model:	Project #:
Comments:	
Location:	
Architect:	
Engineer:	Contractor:

## Distributed by:

--

United States 10048 Industrial Blvd. • Lenexa, KS 66061 • 1.800.747.1762 • www.fantech.net

Canada 50 Kanalfakt Way • Bouctouche, NB E4S 3M5 • 1.800.565.3548 • www.fantech.net

Fantech, reserves the right to modify, at any time and without notice, any or all of its products' features, designs, components and specifications to maintain their technological leadership position.

