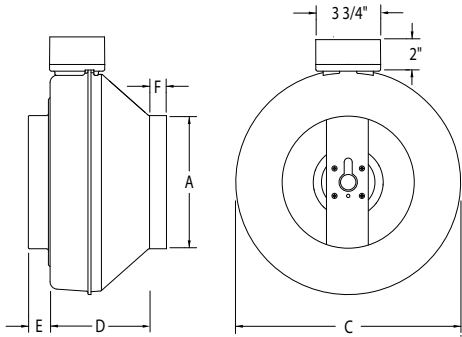


FG Series

Inline Centrifugal Fans



STANDARD FEATURES

- Airtight galvanized steel housing
- Powered by external rotor motorized impeller
- Built-in thermal overload protection
- 100% speed controlled
- Can be installed in any positions and outdoor
- Mounting bracket and hardware included
- Five-year factory warranty

| Model | A | C | D | E | F | Metal Gauge | Weight | Energy Star |
|----------------|----|--------|---------|-------|-------|-------------|--------|-------------|
| FG 4 | 4 | 8 1/2 | 6 1/2 | 1 | 1 | 22 | 7 | • |
| FG 4XL | 4 | 9 3/4 | 6 15/16 | 1 | 1 | 22 | 8 | |
| FG 5 | 5 | 8 5/8 | 6 1/2 | 1 | 1 | 22 | 7 | • |
| FG 5XL | 5 | 9 3/4 | 6 | 1 1/8 | 1 1/8 | 22 | 8 | |
| FG 6 | 6 | 11 3/8 | 6 1/4 | 1 | 7/8 | 22 | 10 | • |
| FG 6M / FG 6XL | 6 | 13 1/8 | 7 | 1 | 1 | 22 | 12 | • |
| FG 8 | 8 | 13 1/4 | 6 | 1 | 1 | 22 | 12 | • |
| FG 8XL | 8 | 13 1/4 | 6 | 1 1/8 | 1 | 22 | 13 | • |
| FG 10 | 10 | 13 1/4 | 4 3/4 | 1 1/8 | 1 | 22 | 12 | • |
| FG 10XL | 10 | 13 1/4 | 4 13/16 | 1 1/4 | 1 | 22 | 14 | • |
| FG 12 | 12 | 16 | 6 11/16 | 1 1/4 | 1 | 22 | 18 | • |
| FG 12XL | 12 | 16 | 6 11/16 | 1 1/2 | 1 | 22 | 21 | • |

All dimensions in inches. Weights in pounds.



Fantech Inc. certifies that the FG Series shown herein is licensed to bear the AMCA Seal. The ratings shown are based on tests and procedures performed in accordance with AMCA Publication 211 and comply with the requirements of the AMCA Certified Ratings Program.

| Fan Specifications | | | | | | | Motor Specifications | | | | |
|--------------------|-----|-----------|-----|-----|----|---------|----------------------|-------|-------|-------|------|
| Line | Qty | Model No. | Tag | CFM | SP | Fan RPM | Watts | Volts | Phase | Hertz | Encl |
| 1 | | | | | | | | | | | |
| 2 | | | | | 0 | | | | | | |
| 3 | | | | | | | | | | | |

| Accessory Items | 1 | 2 | 3 | 4 | Accessory Items | 1 | 2 | 3 | 4 |
|--------------------------|---|---|---|---|--------------------------|---|---|---|---|
| <input type="checkbox"/> | | | | | <input type="checkbox"/> | | | | |
| <input type="checkbox"/> | | | | | <input type="checkbox"/> | | | | |
| <input type="checkbox"/> | | | | | <input type="checkbox"/> | | | | |
| <input type="checkbox"/> | | | | | <input type="checkbox"/> | | | | |

Project: _____ Submitted: _____
 Customer: _____ Approved: _____
 Location: _____

United States 10048 Industrial Blvd. • Lenexa, KS 66061 • 1.800.747.1762 • www.fantech.net
 Canada 50 Kanalfakt Way • Bouctouche, NB E4S 3M5 • 1.800.565.3548 • www.fantech.ca

Fantech reserves the right to make technical changes.
 For updated documentation please refer to www.fantech.net



FG SERIES

FROM RESIDENTIAL TO COMMERCIAL

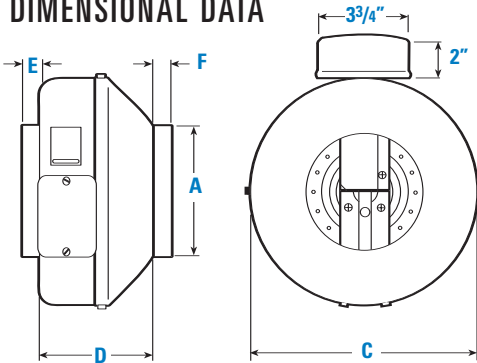


FG 4



FG 10

DIMENSIONAL DATA



Fantech, Inc. certifies that the models shown herein are licensed to bear the AMCA Seal. The ratings are based on tests and procedures performed in accordance with AMCA Publication 211 and comply with the requirements of the AMCA Certified Ratings Program.

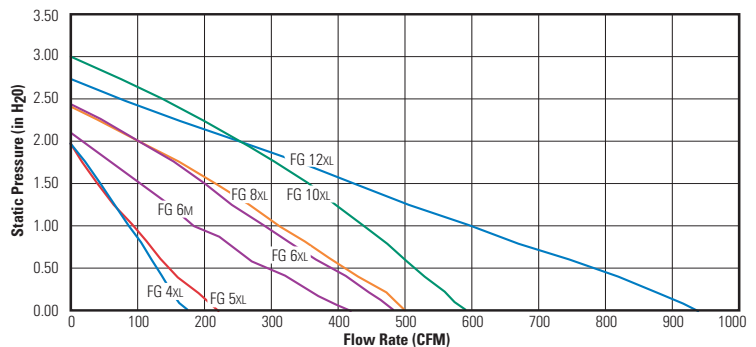
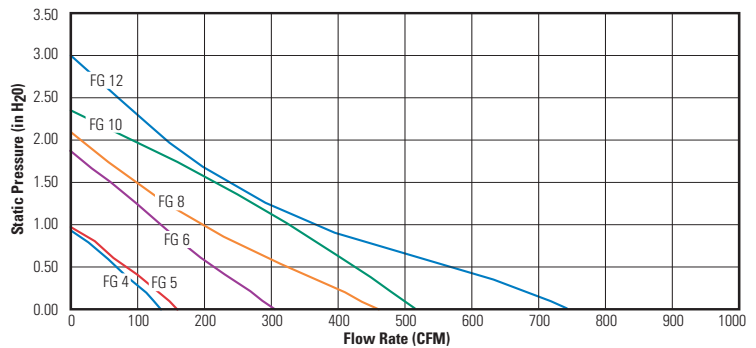
| Model | †A | C | D | E | F |
|--------------|----|--------------------------------|---------------------------------|--------------------------------|--------------------------------|
| FG 4 | 4 | 8 ³ / ₄ | 6 ¹ / ₂ | 1 | 1 |
| FG 4XL | 4 | 9 ³ / ₄ | 6 ¹⁵ / ₁₆ | 1 | 1 |
| FG 5 | 5 | 8 ³ / ₄ | 5 ¹ / ₂ | 1 | 7/8 |
| FG 5XL | 5 | 9 ³ / ₄ | 5 ¹⁵ / ₁₆ | 1 | 1 |
| FG 6 | 6 | 11 ³ / ₈ | 6 | 1 | 1 |
| FG 6XL/FG 6M | 6 | 13 ¹ / ₈ | 6 ⁵ / ₈ | 1 | 1 |
| FG 8 | 8 | 13 ³ / ₈ | 6 | 1 ¹ / ₈ | 1 ¹ / ₈ |
| FG 8XL | 8 | 13 ³ / ₈ | 6 | 1 ¹ / ₈ | 1 ¹ / ₈ |
| FG 10 | 10 | 13 ³ / ₈ | 4 ¹¹ / ₁₆ | 1 ¹ / ₈ | 1 |
| FG 10XL | 10 | 13 ³ / ₈ | 5 ⁷ / ₈ | 1 ¹ / ₈ | 1 |
| FG 12 | 12 | 16 | 8 ¹ / ₄ | 1 ¹ / ₁₆ | 1 ³ / ₁₆ |
| FG 12XL | 12 | 16 | 8 ¹ / ₄ | 1 ¹ / ₁₆ | 1 ³ / ₁₆ |

All dimensions in inches. † Duct connections are 1/8" smaller than duct size.



Look for the Energy Star Rated Models in Performance Data Chart.

AIR PERFORMANCE GRAPHS



PERFORMANCE DATA

| Fan Model | Energy Star | RPM | Voltage | Rated Watts | Max. Amps | Static Pressure in Inches W.G. | | | | | | | | | | | | | Max. Ps | Duct Dia. |
|-----------|-------------|------|---------|-------------|-----------|--------------------------------|------|------|------|------|------|------|-------|------|------|------|------|-----|---------|-----------|
| | | | | | | 0" | 0.1" | 0.2" | 0.4" | 0.6" | 0.8" | 1.0" | 1.25" | 1.5" | 2.0" | 2.5" | | | | |
| FG 4 | ✓ | 3000 | 120 | 20 | 0.19 | 135 | 123 | 110 | 83 | 55 | 25 | - | - | - | - | - | 0.94 | 4" | | |
| FG 4XL | - | 2750 | 120 | 71 | 0.66 | 170 | 160 | 150 | 134 | 119 | 103 | 86 | 63 | 40 | - | - | 1.98 | 4" | | |
| FG 5 | ✓ | 3000 | 120 | 20 | 0.19 | 156 | 143 | 130 | 99 | 66 | 33 | - | - | - | - | - | 0.99 | 5" | | |
| FG 5XL | - | 2700 | 120 | 73 | 0.68 | 220 | 205 | 190 | 160 | 135 | 112 | 91 | 66 | 41 | - | - | 1.89 | 5" | | |
| FG 6 | ✓ | 2700 | 120 | 72 | 0.68 | 303 | 287 | 270 | 232 | 196 | 164 | 134 | 97 | 58 | - | - | 1.88 | 6" | | |
| FG 6M | ✓ | 2350 | 120 | 120 | 1.02 | 418 | 394 | 370 | 317 | 268 | 224 | 186 | 144 | 101 | - | - | 2.10 | 6" | | |
| FG 6XL | ✓ | 2900 | 120 | 153 | 1.48 | 483 | 466 | 450 | 409 | 369 | 329 | 289 | 243 | 201 | 103 | - | 2.41 | 6" | | |
| FG 8 | ✓ | 2550 | 120 | 119 | 1.14 | 461 | 435 | 410 | 351 | 295 | 243 | 191 | 143 | 97 | - | - | 2.11 | 8" | | |
| FG 8XL | ✓ | 2950 | 120 | 142 | 1.45 | 502 | 486 | 470 | 428 | 388 | 351 | 313 | 266 | 218 | 100 | - | 2.40 | 8" | | |
| FG 10 | ✓ | 3000 | 120 | 138 | 1.43 | 513 | 497 | 480 | 444 | 407 | 366 | 324 | 269 | 216 | 89 | - | 2.36 | 10" | | |
| FG 10XL | ✓ | 3100 | 120 | 196 | 1.96 | 589 | 574 | 560 | 531 | 503 | 472 | 441 | 400 | 355 | 257 | 137 | 3.02 | 10" | | |
| FG 12 | ✓ | 2600 | 120 | 181 | 1.87 | 741 | 711 | 680 | 601 | 515 | 434 | 363 | 290 | 236 | 146 | 72 | 2.99 | 12" | | |
| FG 12XL | ✓ | 2900 | 120 | 301 | 3.01 | 940 | 910 | 880 | 819 | 746 | 670 | 596 | 505 | 425 | 259 | 80 | 2.74 | 12" | | |

Performance certified is for installation type D - Ducted inlet, Ducted outlet. Speed (RPM) shown is nominal. Performance is based on actual speed of test. Performance ratings do not include the effects of appurtenances (accessories).



Fantech

United States 10048 Industrial Blvd. • Lenexa, KS 66215 • 1.800.747.1762 • www.fantech.net
 Canada 50 Kanafllakt Way • Bouctouche, NB E4S 3M5 • 1.800.565.3548 • www.fantech.net

Item #: 450459
 Rev Date: 111011

Fantech, reserves the right to modify, at any time and without notice, any or all of its products' features, designs, components and specifications to maintain their technological leadership position.