

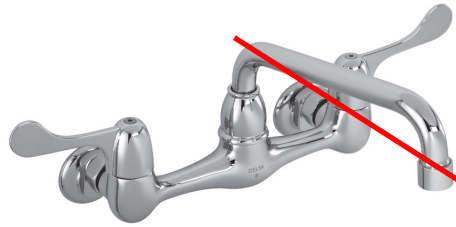
Wallmount Sink Faucets

TECK[®]
COMMERCIAL



Specification: (example)

- **CAST BRASS** two handle wallmount sink faucet
- Polished chrome plated finish
- **BRASS** swing spout
- Supplied with adjustable centers – 175 mm to 235 mm (6.87" to 9.25")
- ADA compliant color indexed 102 mm (4") metal hooded blade handles with vandal resistant screws
- Control mechanism is a 1/4 turn cylinder type with brass stem, stainless steel plate and replaceable non-metallic seats and ... with ... (add spout required)



28P4402LF

Engineer/Architect Approval






Model Specified: 28P4902LF

Approval:

Date:

DESCRIPTION	PRODUCT NO.				
Less integral stops	28P4	9	0	2	LF



SPOUT		OUTLET		HANDLE	
0	<input type="checkbox"/>	0	Vandal Resistant 1.5 USGPM (5.7 L/min.) Flow Control Aerator  <input checked="" type="checkbox"/>	0	<input type="checkbox"/>
1	<input type="checkbox"/>	1	<input type="checkbox"/>	1	<input type="checkbox"/>
2	239 mm (9.4") Tubular Swing Spout  <input type="checkbox"/>	2	<input type="checkbox"/>	2	102 mm (4") Hooded Blade Handles  <input checked="" type="checkbox"/>
3	<input type="checkbox"/>	3	<input type="checkbox"/>	3	<input type="checkbox"/>
4	205 mm (8.06") Tubular Swing Spout  <input type="checkbox"/>	4	<input type="checkbox"/>	4	<input type="checkbox"/>
5	<input type="checkbox"/>	5	<input type="checkbox"/>	5	<input type="checkbox"/>
6	<input type="checkbox"/>	6	<input type="checkbox"/>	6	<input type="checkbox"/>
7	<input type="checkbox"/>	7	<input type="checkbox"/>	7	<input type="checkbox"/>
8	<input type="checkbox"/>	8	<input type="checkbox"/>	8	<input type="checkbox"/>
9	205 mm (8.06") Tubular Swing Gooseneck Spout  <input checked="" type="checkbox"/>	9	<input type="checkbox"/>	9	<input type="checkbox"/>

Note: The ONLY spouts available are those shown above.
Refer to www.specselect.com for individual models.

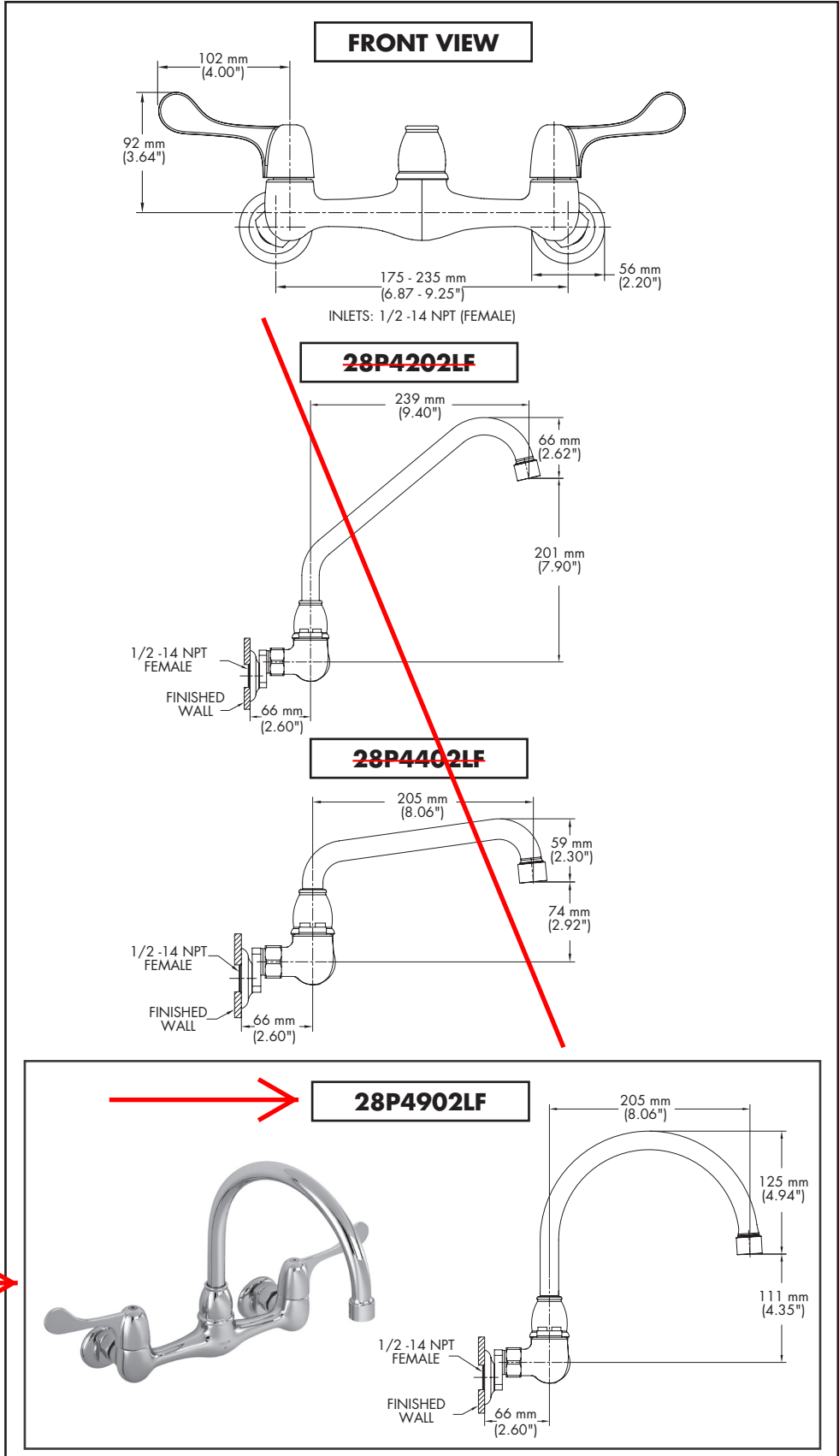
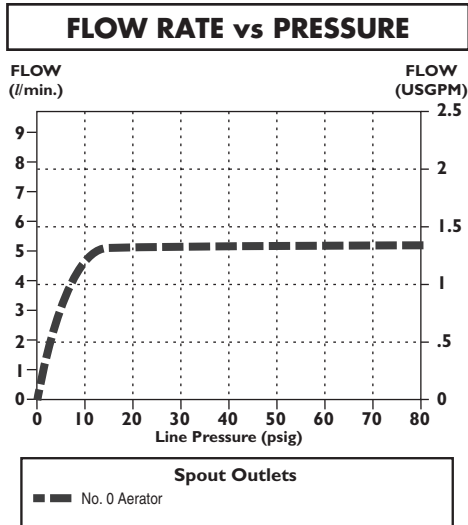
Flowrates are at 60 PSI.
Note: Use this page front and back as a product submittal sheet.

Delta reserves the right (1) to make changes in specifications and materials, and (2) to change or discontinue models, both without notice or obligation.
Dimensions are for reference only. See current full-line price book or www.specselect.com for finish options and product availability.

DSP-28P4LF

Approvals:

- CSA certified
 - Complies to ASME A112.18.1
 - Hooded Blade Handle No.2
ADA Compliant and meet
Handicapped Accessibility
Standard ASME A117.1 of less than
5 lbs. operating force.
 - IAPMO listed
 - Verified compliant with .25% weighted
average Pb content regulations
- (Contact Delta Representative for State and/or
Local Approvals.)



INLETS - 1/2" FIP

Note: Measurements may vary ± 6mm (0.25")

Refer to www.specselect.com for individual models.

Note: Use this page front and back as a product submittal sheet.