

This unit offers anti-siphon protection.

The Woodford Model 122 and V122 are designed to provide hot and cold water service in mild climate areas on exteriors or interiors of residential structures where freezing is not expected. Separate hot and cold inlets and operating handles allow for manually operated water temperature control. *These faucets are intended for irrigation purposes.*


SUGGESTED USES:

- Outside hot/warm water cleaning
- Washing the car
- Sanitary clean-up
- Pet care

Available in two models:

- Model 122 *Horizontal Mount* - Rough Brass
 - Model V122 *Vertical Mount* - Rough Brass
- Both models fit within a 2" X 4" wall.*

SPECIFICATIONS:

- ASSE 1019-Type C Listed 
- Anti-siphon with integral check and atmospheric vent
- Not intended for continuous use

FEATURES:

- 3/4" male hose nozzle
- EPDM packing with adjustable packing nut
- 5 Inlet options
- No lead solder on all solder joints
- Standard "O" size seat washer
- Powder coated die cast aluminum oval handles
- Max. Pressure - 125 p.s.i.
- Max. Water Temperature - 120° F
- Shipping weight: *(Shipped in individual cartons)*
 - Model 122: 2 lbs - 13 oz
 - Model V122: 2 lbs - 14 oz

Manufactured under one or more U.S. patents and patents pending: 4,182,356; 5,632,301; 5,632,303; 5,590,679; 6,206,039B1




**For Installation Instructions go to
www.woodfordmfg.com or call 1-800-621-6032**

Mild Climate Hot & Cold Wall Faucet Model 122/V122

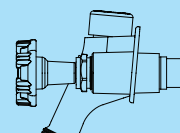


Model 122

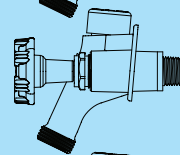


Model V122

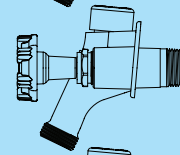
122 OR V122 INLET OPTIONS



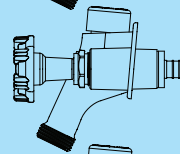
**C INLET
COMBINATION**
Copper Sweat Fitting
1/2" K,L or M Inside
3/4" M Only Outside



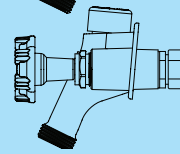
**CP INLET
COMBINATION**
1/2" Male Pipe Thread
1/2" Female Sweat



**P INLET
COMBINATION**
1/2" Female Pipe Thread
3/4" Male Pipe Thread



PX INLET
1/2" PEX Tube Fitting



**CM INLET
COMBINATION**
1/2" Compression Fitting
1/2" Copper Sweat

When ordering, specify model & inlet.