RATINGS

ELECTRIC BOILER

DOE

Boiler Model No.	DOE Heating Capacity BTU/Hr.‡	KW	Lbs. of Steam per hour @ 212° F.	No. & Size of Elements		No. of Circuits Required*		208 V.				240 V.				480 V.	
								1 Phase		3 Phase		1 Phase		3 Phase		3 Phase	
				1 Phase	3 Phase	1 Phase	3 Phase	Amps°	Wire +	Amps°	Wire +	Amps°	Wire +	Amps°	Wire +	Amps°	Wire +
WATER																	
CE-48-W	163,824	48	–	6-8KW	3-16KW	2	1	116/116	1/1	135	0	100/100	2/2	117	1	58	6
CE-56-W	191,128	56	–	7-8KW	–	2	–	154/116	00/1	–	–	134/100	0/2	–	–	–	–
CE-64-W	218,432	64	–	8-8KW	4-16KW	2	1	154/154	00/00	180	000	134/134	0/0	155	00	78	3
CE-80-W	273,040	80	–	–	5-16KW	–	2	–	–	135/90	00/2	–	–	117/78	1/3	58/40	6/8
CE-96-W	327,648•	96	–	–	6-16KW	–	2	–	–	135/135	0/0	–	–	117/117	1/1	58/58	6/6
CE-112-W	382,256•	112	–	–	7-16KW	–	2	–	–	180/135	000/0	–	–	155/117	00/1	78/58	3/6
CE-128-W	436,864•	128	–	–	8-16KW	–	2	–	–	180/180	000/000	–	–	155/155	00/00	78/78	3/3
STEAM																	
CE-16-S	54,608	16	56.3	2-8KW	1-16KW	1	1	78	3	45	6	67	4	39	6	20	8
CE-24-S	81,912	24	84.5	3-8KW	–	1	–	117	1	–	–	102	2	–	–	–	–
CE-32-S	109,216	32	112.6	4-8KW	2-16KW	2	1	78/78	3/3	90	2	67/67	4/4	78	3	39	8
CE-40-S	136,520	40	140.8	5-8KW	–	2	–	117/78	1/3	–	–	102/67	2/4	–	–	–	–
CE-48-S	163,824	48	169.0	6-8KW	3-16KW	2	1	117/117	1/1	135	1/0	102/102	2/2	117	1	59	6
CE-64-S	218,432	64	225.3	–	4-16KW	–	2†	–	–	90/90	2/2	–	2/2	78/78	3/3	78	3
CE-80-S	273,040	80	281.6	–	5-16KW	–	2†	–	–	135/90	0/2	–	–	117/78	1/3	98	2
CE-96-S	327,648•	96	337.9	–	6-16KW	–	2†	–	–	135/135	0/0	–	–	117/117	1/1	117	1

• Gross output ratings in BTU/Hr.
* Number of circuits required to supply power to the boiler.
° Total amperes in each circuit supplying power to the boiler.
\+ Minimum U.S. Gauge wire sizes based on runs of 50 feet or less using 90° C. copper only. Consult national or local electrical code manuals for temperature ratings of conductors other than 90° C., and for runs in excess of 50 feet. DO NOT USE ALUMINUM CONDUCTORS.
† 480V. boilers require only one circuit.
Fuse Sizes: 208/240V. – 60 Amps; 480V. – JKS 30 Amps.
Boiler Water Content (all sizes): Water – 10.2 gals.; Steam – 7.0 gals.
Approximate Shipping Weight (all sizes): 300 lbs.
‡ Based on standard test procedures prescribed by the United States Department of Energy.
NOTE: Piping loss not confined to the heated space should be added to the building loss to determine total heating requirement.

DIMENSIONS

WATER TOP

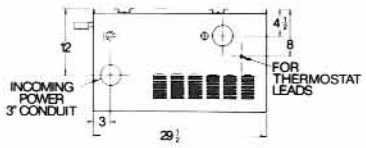

STEAM TOP

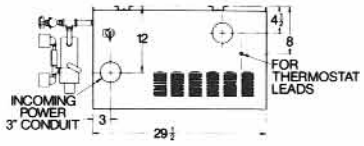

WATER LEFT SIDE

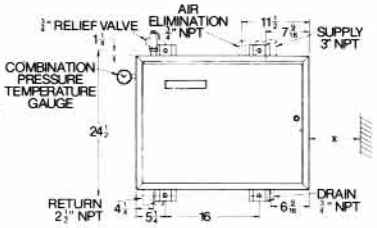

WATER FRONT

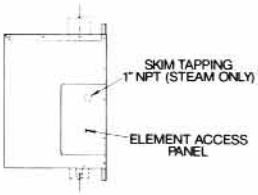

WATER / STEAM RIGHT SIDE

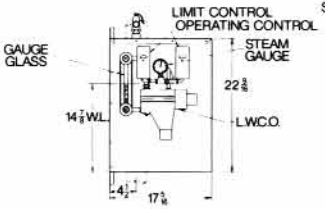

STEAM LEFT SIDE

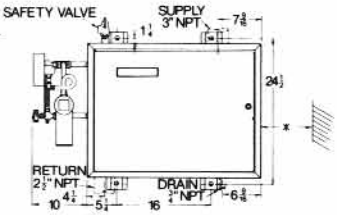

STEAM FRONT

*24" minimum wall clearance required for element removal.

STANDARD EQUIPMENT

Jacket with Wall-Mounting Brackets
One-Piece Insulated Casting
Incoloy-Sheathed, Low-Watt-Density Elements
24 Volt Control System
Fuse for Each Element Leg
Thermostat Terminal Block
Power Input Terminal and Fuse Block
Thermal Time-Delay Relays
Heavy-Duty Contactors
Electronic Time-Delay Relay

For Water Boilers

ASME Safety Relief Valve
Combination Pressure and Temperature Gauge
Combination Operating and High-Limit Control
Low Water Cutoff (CE-128 only)

For Steam Boilers

ASME Safety Valve
High-Limit Pressure Control
Operating Pressure Control
Low-Water Cutoff
Water Gauge Glass
Gauge Cocks
Steam Pressure Gauge

WEIL-McLAIN Michigan City, Indiana 46360 ■ A Marley Company

In Canada: Wylain Canada LTD., LTEE., 126 East Dr., Brampton, Ontario L6T 1C2