

**WarmRain** Specification for model:

WR 744WP (right hand plumbing) and WR 745WP (left hand plumbing) Whirlpools



Warm Rain models WR 744WP (right hand plumbing) and WR 745WP (left hand plumbing) Front-Fit™ remodeling tub/shower whirlpools are constructed of reinforced polyester resin covered with a high gloss gel-coat of 18 - 20 mil. thickness. The reinforced fiberglass has a minimum content of 18 % fiberglass. The bottom base of the unit is constructed of 1/2" end-grained balsa wood sandwiched between 2 layers of reinforced fiberglass. The base is an integral part of the unit.

The inside bottom floor will be textured. The texture bottom floor meets and exceeds ASTM Safety Specification F-462.

The unit will measure 60" x 33" x 75.5" and have a 15.5" apron height. The inside dam will measure 13" and the overflow will be 10.75" above the floor.

The inside sump area will measure 53" x 22.5" at the top of the well and 44" x 19" at the bottom of the well.

The front apron of all units will have wood support along the entire length to help prevent the corners from chipping or bowing in or out.

The WR 744WP and WR 745WP Front-Fit™ tub/shower whirlpools will have wood support for a shower door and a curtain bracket.

These units have the option of being reinforced for the future installation of grab bars and the above floor rough-in (AFR.) Please see measurement sheet WR 744-5 AFR for specific measurements of AFR model.

The whirlpool system includes the following:

- 1 HP NuWhirl Hercules II self-draining pump with a plug and located opposite the drain
  - 120 Volts
  - 7 AMP
  - 60Hz
- 5 - color coded (white, Biscuit/Linen, Almond/Bone) jets strategically located throughout the tub
- 1 - Pneumatic On/Off Switch
- 1 - Silent air control
- Trim
  - Color coded in white, almond/bone, biscuit/linen
  - Chrome trim in all other colors

Whirlpool options include:

- HydroQuip HeatMaster T-Heater (separate dedicated electrical circuit needed)
  - 120 Volts
  - 12.0 AMP
  - 60 Hz
- Vari-flow pump – allows the end user infinite speed control

Warm Rain Corporation, P.O. Box 600, Hancock, MI 49930

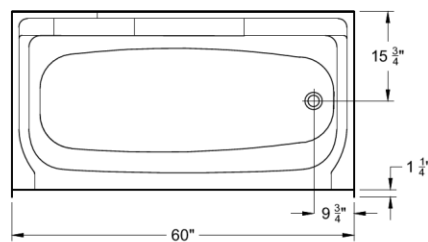
Voice: 906-482-3750 Fax: 906-482-2585 email: [tedk@warmrain.com](mailto:tedk@warmrain.com) website: [www.warmrain.com](http://www.warmrain.com)

**WarmRain** Specification for model:

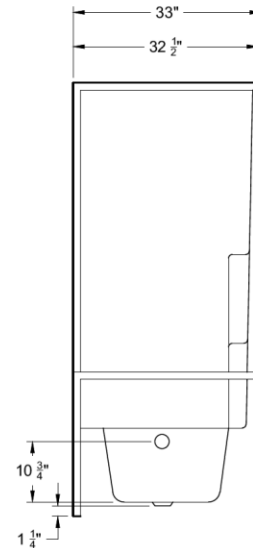
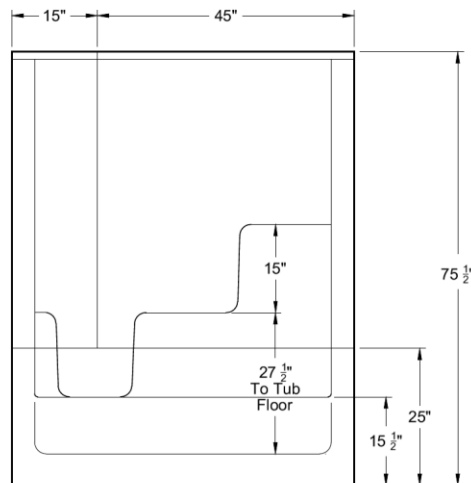
WR 744WP (right hand plumbing) and WR 745WP (left hand plumbing) Whirlpools

- 1 – Optional pump position
- whirlpool/air tub combination system
- Chrome Trim
- Brushed Nickel Trim

These Warm Rain tub/shower whirlpools arrive on site fully tested, inspected, and certified to meet or exceed the precise standards established by FHA/HUD, materials bulletin 73, American National Standards Z-124.1 and Z-124.2, ASTM/E-84 and is certified by the Home Innovation Research Labs, formerly known as the National Association of Home Builders NAHB.



WR 744/5 FF  
(Revised)



6-26-12



Warm Rain Corporation, P.O. Box 600, Hancock, MI 49930

Voice: 906-482-3750 Fax: 906-482-2585 email: [tedk@warmrain.com](mailto:tedk@warmrain.com) website: [www.warmrain.com](http://www.warmrain.com)