

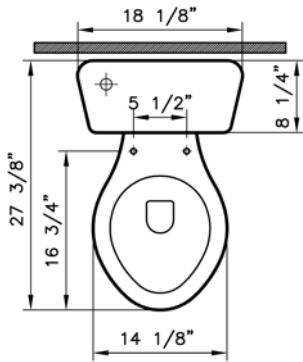
Atlantis

VitrA

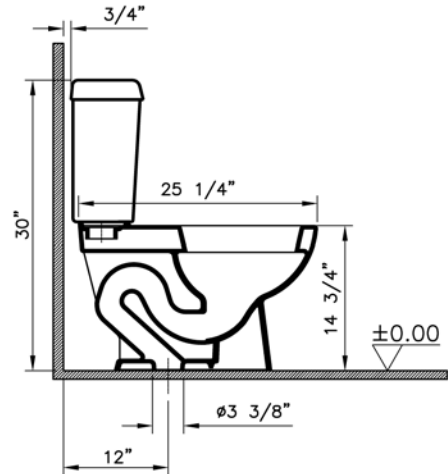


Description	: Atlantis Two-piece toilet (ROUND FRONT bowl) (BOWL ONLY) 1.6 gpf
Model Numbers	: 5050BXXX-0101
Compatible Items	: 6853BXXX-5347 Tank with white plastic trim lever on left hand side 12" rough in 6853BXXX-5348 Tank with chrome plated trim lever on left hand side 12" rough in 6853BXXX-5349 Tank with white plastic trim lever on left hand side, styrofoam lined 12" rough in 6853BXXX-5350 Tank with chrome plated trim lever on left hand side, styrofoam lined 12" rough in 6853BXXX-5351 Tank with white plastic trim lever on right hand side 12" rough in 6853BXXX-5352 Tank with chrome plated trim lever on right hand side 12" rough in 05-XXX-001 Toilet Seat (with metal hinges, round front) 05-XXX-002 Toilet Seat (with plastic hinges, round front)
Water Consumption	: 1.6 GPF / 6.0 LPF
Water Surface	: 8 1/4" x 7 1/8"
Water Depth From Rim	: 6 7/8"
Rough in	: 12"
Minimum Water Pressure	: 20 psi
Trap Diameter	: Fully glazed 2" ball pass trapway with 2 1/8" trap diameter
Trap Seal Depth	: 2 1/8"
Shipping Weight	: 5050: 44.6 lbs. 6853: 35.2 lbs.
Shipping Dimensions	: 5050: 15 1/2"W x 26"L x 16"H 6853: 10"W x 18 7/8"L x 16 7/8"H
Installation Guide	: VitrA Guide # 312851
Material	: Vitreous China
Colors	: 003 White 017 Bone / 068 Biscuit (Basic colors) "XXX" indicates the color
Standards	: ASME A 112.19.2, CSA B45, LADWP/SPS
Warranty	: 10 year limited warranty

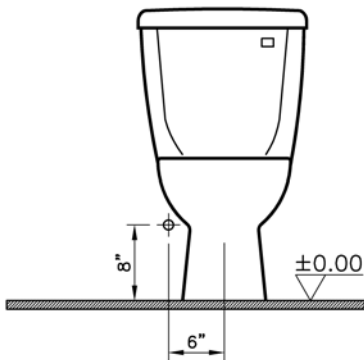
1



2



3



Notes:

- DIMENSIONS SHOWN FOR THE LOCATION OF THE SUPPLY IS SUGGESTED.
- INSTALLATION INSTRUCTIONS SUPPLIED WITH THE TOILET.

IMPORTANT: Dimensions of fixtures are nominal and may vary within the range of tolerances established by ASME Standard A 112.19.2, CSA Standard B45. These measurements may be subject to change. No responsibility is assumed for the use of superseded or voided pages.

May, 2010