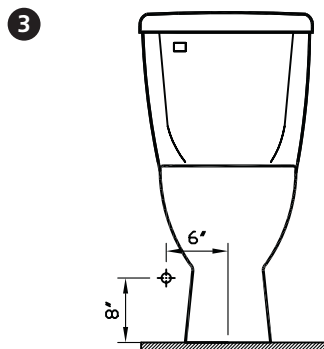
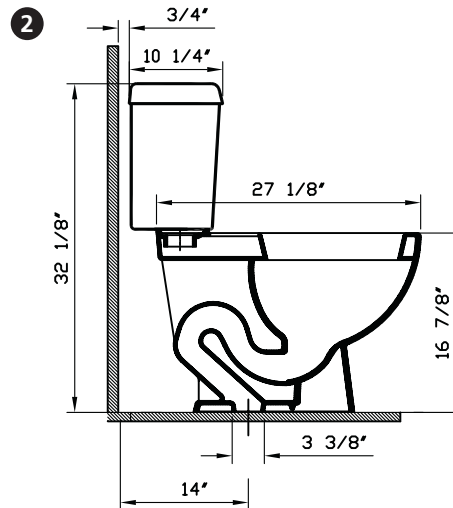
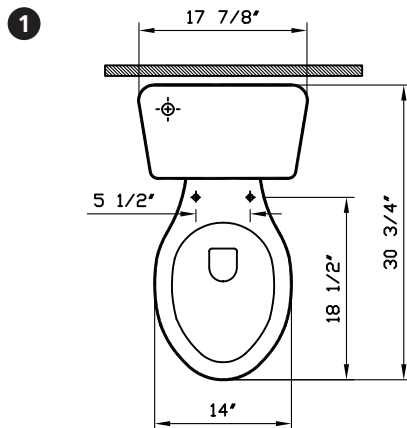


Atlantis

VitrA



- Description** : Atlantis two-piece Elongated Bowl
 : ADA Compliant
- Model Number** : 5052-XXX-0075
- Compatible Items** : 5055-XXX-5251 Tank with white plastic trim lever
 : 5055-XXX-5252 Tank with chrome plated trim lever
 : 5055-XXX-5247 Tank with white plastic trim lever (fillvalve fluidmaster)
 : 5055-XXX-5248 Tank with chrome plated trim lever (fillvalve fluidmaster)
 : 5055-XXX-5253 Tank with white plastic trim lever (fluidmaster ballcock) (styrofoam lined)
 : 5055-XXX-5254 Tank with chrome plated trim lever (fluidmaster ballcock) (styrofoam lined)
 : 36-003-002 Toilet Seat (elongated)
- Water Consumption** : 1.6 GPF
- Water Surface** : 8 7/8" x 7 1/8"
- Water Depth From Rim** : 9 5/8"
- Rough-In** : 14"
- Minimum Water Pressure** : 20 psi.
- Trap Diameter** : Fully glazed 2" ball pass trapway with 2 1/8" diameter
- Trap Seal Depth** : 2 3/8"
- Shipping Weight** : 5052 : 53 lbs.
 : 5055 : 41 lbs.
- Shipping Dimensions** : 5052 : 15 1/8"W x 29 1/8"L x 18 5/8"H
 : 5055 : 11 7/8"W x 18 7/8"L x 15 3/8"H
- Installation Guide** : Vitra Guide # 312851
- Included Components** : Tank fittings, bolt caps
 : (white 310359/bone-biscuit 310306)
- Material** : Vitreous china
- Colors** : 003 White
 : 017 Bone, 068 Biscuit (Basic Colors)
 : "XXX" indicates the color
- Standards** : Meets the American Disabilities Act Guidelines and ICC/ANSI A117-1 requirements when installed so top of seat is 17" from the finished floor. Recommended seat for ADA requirements: Vitra 36-003-002, ASME A 112.19.2, CSA B45, ICC/ANSI A.117-1, LADWP (City of Los Angeles), CMR 248 (State of Massachusetts)
- Warranty** : 10 year limited warranty



Notes:

- DIMENSIONS SHOWN FOR THE LOCATION OF THE SUPPLY IS SUGGESTED.
- INSTALLATION INSTRUCTIONS SUPPLIED WITH THE TOILET.

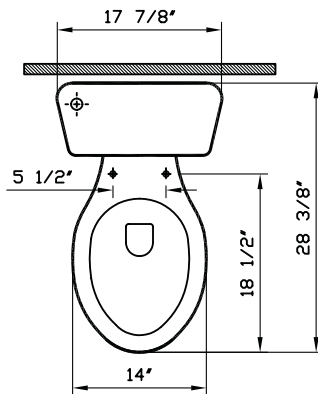
IMPORTANT: Dimensions of fixtures are nominal and may vary within the range of tolerances established by ASME Standard A 112.19.2 and CSA Standard B45, ICC/ANSI A.117-1. These measurements may be subject to change. No responsibility is assumed for the use of superseded or voided pages.

April, 2007

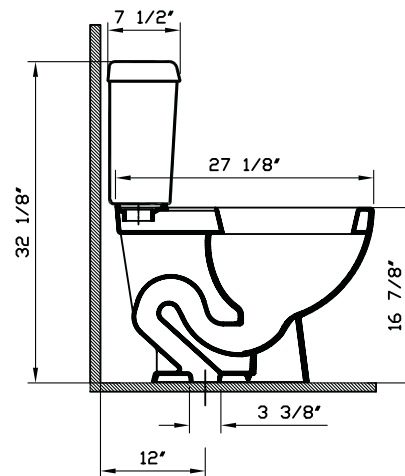


Description	: Atlantis two-piece Elongated Bowl ADA Compliant
Model Number	: 5052-XXX-0075
Compatible Items	: 6853-XXX-5241 Tank with white plastic trim lever on right hand side 6853-XXX-5242 Tank with chrome plated trim lever on right hand side 36-003-002 Toilet Seat (elongated)
Water Consumption	: 1.6 GPF
Water Surface	: 8 7/8" x 7 1/8"
Water Depth From Rim	: 9 5/8"
Rough-In	: 12"
Minimum Water Pressure	: 20 psi.
Trap Diameter	: Fully glazed 2" ball pass trapway with 2 1/8" diameter
Trap Seal Depth	: 2 3/8"
Shipping Weight	: 5052 : 53 lbs. 6853 : 33 lbs.
Shipping Dimensions	: 5052 : 15 1/8"W x 29 1/8"L x 18 5/8"H 6853 : 8 7/8"W x 18 1/2"L x 17 1/4"H
Installation Guide	: VitrA Guide # 312851
Included Components	: Tank fittings, bolt caps (white 310359/bone-biscuit 310306)
Material	: Vitreous china
Colors	: 003 White 017 Bone, 068 Biscuit (Basic Colors) "XXX" indicates the color
Standards	: Meets the American Disabilities Act Guidelines and ICC/ANSI A117-1 requirements when installed so top of seat is 17" from the finished floor. Recommended seat for ADA requirements: VitrA 36-003-002 ASME A 112.19.2, CSA B45, ICC/ANSI A.117-1, LADWP (City of Los Angeles), CMR 248 (State of Massachusetts)
Warranty	: 10 year limited warranty

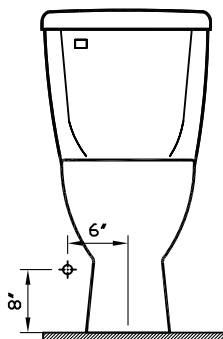
1



2



3



Notes:

- DIMENSIONS SHOWN FOR THE LOCATION OF THE SUPPLY IS SUGGESTED.
- INSTALLATION INSTRUCTIONS SUPPLIED WITH THE TOILET.

IMPORTANT: Dimensions of fixtures are nominal and may vary within the range of tolerances established by ASME Standard A 112.19.2 and CSA Standard B45., ICC/ANSI A.117-1 These measurements may be subject to change. No responsibility is assumed for the use of superseded or voided pages.

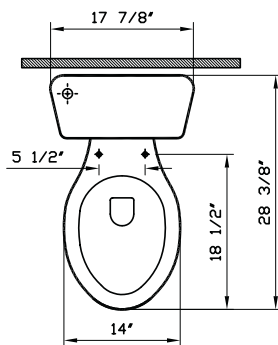
Atlantis

VitrA

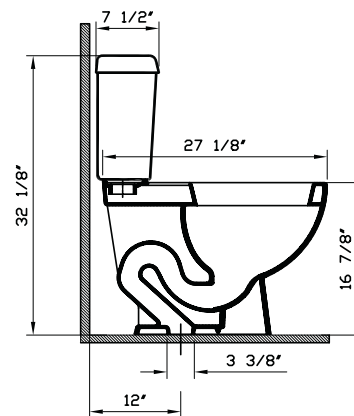


- Description** : Atlantis two-piece Elongated Bowl, ADA compliant
- Model Number** : 5052-XXX-0075
- Compatible Items** : 6853-XXX-5245 Tank with white plastic trim lever
6853-XXX-5246 Tank with chrome plated trim lever
6853-XXX-5237 Tank with white plastic trim lever (fluidmaster fill valve)
6853-XXX-5238 Tank with chrome plated trim lever (fluidmaster fill valve)
6853-XXX-5239 Tank with white plastic trim lever (fluidmaster fill valve) (styrofoam lined)
6853-XXX-5240 Tank with chrome plated trim lever (fluidmaster fill valve) (styrofoam lined)
36-003-002 Toilet Seat (elongated)
- Water Consumption** : 1.6 GPF
- Water Surface** : 8 7/8" x 7 1/8"
- Water Depth From Rim** : 9 5/8"
- Rough-In** : 12"
- Minimum Water Pressure** : 20 psi.
- Trap Diameter** : Fully glazed 2" ball pass trapway with 2 1/8" diameter
- Trap Seal Depth** : 2 3/8"
- Shipping Weight** : 5052 : 53 lbs.
6853 : 33 lbs.
- Shipping Dimensions** : 5052 : 15 1/8"W x 29 1/8"L x 18 5/8"H
6853 : 8 7/8"W x 18 1/2"L x 17 1/4"H
- Installation Guide** : VitrA Guide # 312851
- Included Components** : Tank fittings, bolt caps
(white 310359/bone-biscuit 310306)
- Material** : Vitreous china
- Colors** : 003 White
017 Bone, 068 Biscuit (Basic Colors)
"XXX" indicates the color
- Standards** : Meets the American Disabilities Act Guidelines and ICC/ANSI A117-1 requirements when installed so top of seat is 17" from the finished floor. Recommended seat for ADA requirements: VitrA 36-003-002 ASME A 112.19.2, CSA B45, ICC/ANSI A.117-1, LADWP (City of Los Angeles), CMR 248 (State of Massachusetts)
- Warranty** : 10 year limited warranty

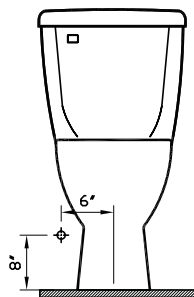
1



2



3



Notes:
• DIMENSIONS SHOWN FOR THE LOCATION OF THE SUPPLY IS SUGGESTED.
• INSTALLATION INSTRUCTIONS SUPPLIED WITH THE TOILET.

IMPORTANT: Dimensions of fixtures are nominal and may vary within the range of tolerances established by ASME Standard A 112.19.2 and CSA Standard B45., ICC/ANSI A.117-1 These measurements may be subject to change. No responsibility is assumed for the use of superseded or voided pages.

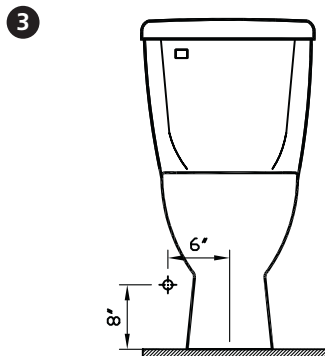
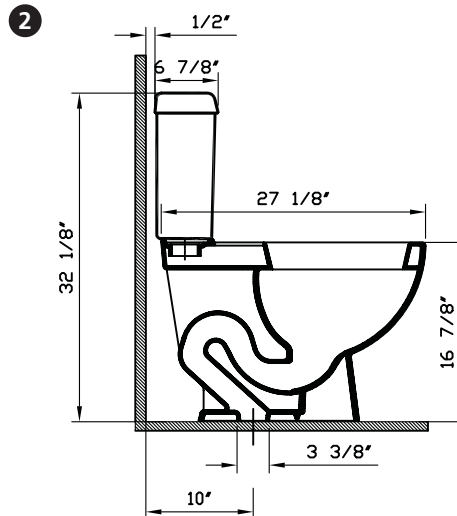
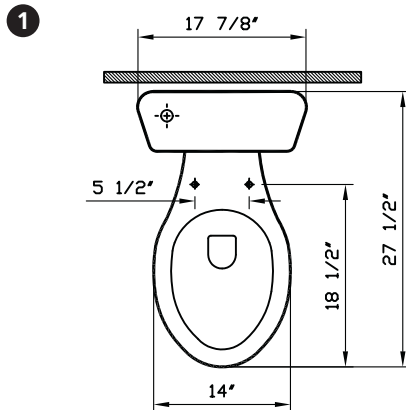
May 2007

Atlantis

VitrA



Description	: Atlantis two-piece Elongated Front Bowl ADA Compliant
Model Number	: 5052-XXX-0075
Compatible Items	: 5054-XXX-5247 Tank with white plastic trim lever (fillvalve fluidmaster) 5054-XXX-5248 Tank with chrome plated trim lever (fillvalve fluidmaster) 36-003-002 Toilet Seat (elongated)
Water Consumption	: 1.6 GPF
Water Surface	: 8 7/8" x 7 1/8"
Water Depth From Rim	: 9 5/8"
Rough-In	: 10"
Minimum Water Pressure	: 20 psi.
Trap Diameter	: Fully glazed 2" ball pass trapway with 2 1/8" diameter
Trap Seal Depth	: 2 3/8"
Shipping Weight	: 5052 : 53 lbs. 5054 : 29 lbs.
Shipping Dimensions	: 5052 : 15 1/8"W x 29 1/8"L x 18 5/8"H 5054 : 8 1/4"W x 19 1/4"L x 16 1/2"H
Installation Guide	: VitrA Guide # 312851
Included Components	: Tank fittings, bolt caps (white 310359/bone-biscuit 310306)
Material	: Vitreous china
Colors	: 003 White 017 Bone, 068 Biscuit (Basic Colors) "XXX" indicates the color
Standards	: Meets the American Disabilities Act Guidelines and ICC/ANSI A117-1 requirements when installed so top of seat is 17" from the finished floor. Recommended seat for ADA requirements: VitrA 36-003-002, ASME A 112.19.2, CSA B45, ICC/ANSI A.117-1, LADWP (City of Los Angeles), CMR 248 (State of Massachusetts)
Warranty	: 10 year limited warranty



Notes:

- DIMENSIONS SHOWN FOR THE LOCATION OF THE SUPPLY IS SUGGESTED.
- INSTALLATION INSTRUCTIONS SUPPLIED WITH THE TOILET.

IMPORTANT: Dimensions of fixtures are nominal and may vary within the range of tolerances established by ASME Standard A 112.19.2 and CSA Standard B45, ICC/ANSI A.117-1. These measurements may be subject to change. No responsibility is assumed for the use of superseded or voided pages.

April, 2007