



# THERMOLEC

## ELECTRIC BOILER

The Latest In Technology for

**NOW ASME  
LISTED!**

# HYDRONIC HEATING



## Standard Features

### Wide Range of kW Sizes Available

- 5 - 40 kW, up to 136,480 BTU output

### Fully Modulating

- Ideal for multiple zone systems
- 15% energy savings versus staged boilers

### Outdoor Sensor and Reset Control

- Adjusts water temperature based on outdoor temperature to maximize efficiency and comfort

### Dual Energy Heating

- All models include load management control connections

### Stainless Steel Tank

- Durable, corrosion-resistant heat generator vessel
- ASME H Stamp and CSA approved


### Compact and Light Weight Design

- Easy handling
- Minimal space requirements

### Electronic Aquastat

- Precise supply water temperature control up to 190°F
- Ideal for radiant floor, baseboard, radiator or hydronic coil systems

# Thermolec Electric Boiler Standard Components



## Electronic Controller

- Full modulation: maximizes heating efficiency for precise control of supply water temperature.
- Aquastat: fully adjustable up to 190°F.
- Reset control: varies water temperature based on outdoor temperature.

## Load Management Control

- Automatically controls boiler based on utility control.

## Insulated Stainless Steel Heat Generator Tank

- Corrosion-resistant for long life.
- ASME listed

## Solid State Control Relay(s)

- Silent, long lasting control of element switching.

## High-Limit Protection

- Built-in manual reset for safety.

## Circuit Breakers Included

- Provides safe electrical isolation for service.

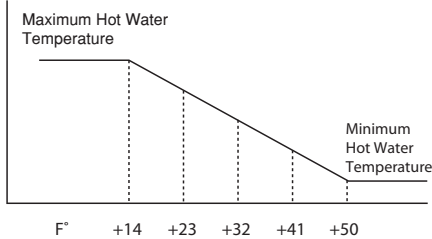
**One Model for all applications**

## Outdoor Sensor and Supply Water Temperature Reset

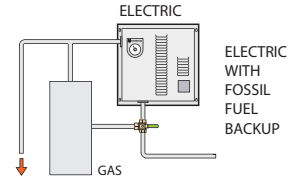
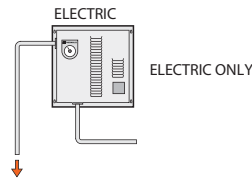


Outdoor Sensor

The outdoor reset control proportionally varies the hot water temperature when the outdoor temperature is between +14°F and +50°F. The result is improved comfort and energy savings on mild days.



## Typical Installations



## For Fossil Fuel Backup Application Boiler includes:

Dual Fuel Control Switch that allows for manual selection between gas/oil or electric boiler and automatically switches based on utility company's load management signal.

## Specifications @ 240v / 1ph

FFB	B-5U-FFB	B-6U-FFB	B-8U-FFB	B-9U-FFB	B-10U-FFB	B-12U-FFB	B-15U-FFB
<b>KW</b>	5	5.75	8	9	10	11.5	15
<b>BTU/HOUR</b>	17,060	19,619	27,296	30,708	34,120	39,238	51,180
<b>TOTAL AMPS</b>	20.83	23.96	33.33	37.50	41.67	47.92	62.50
<b>BREAKER/AMP SIZE</b>	1 x 30A	1 x 30A	1 x 50A	1 x 50A	1 x 60A	1 x 60A	1 x 60A/1 x 30A
<b>SHIPPING WEIGHT</b>	37 lbs.	38 lbs.	39 lbs.	39 lbs.	39 lbs.	40 lbs.	44 lbs.

FFB	B-18U-FFB	B-20U-FFB	B-23U-FFB	B-27U-FFB	B-30U-FFB	B-35U-FFB	B-40U-FFB
<b>KW</b>	18	20	23	27	30	35	40
<b>BTU/HOUR</b>	61,416	68,240	78,476	92,124	102,360	119,420	136,480
<b>TOTAL AMPS</b>	75.00	83.37	95.83	112.50	125.00	145.83	166.67
<b>BREAKER/AMP SIZE</b>	1 x 60A/1 x 50A	2 x 60A	2 x 60A	2 x 50A/1 x 60A	3 x 60A	4 x 50A	4 x 60A
<b>SHIPPING WEIGHT</b>	47 lbs.	47 lbs.	49 lbs.	73 lbs.	73 lbs.	74 lbs.	74 lbs.

**NOTE:** 3-Phase units available in 18, 24, 30, 35 and 40 KW.

## Dimensions

5 - 23 kW: 18" x 18" x 9.5"

27 - 40 kW: 18" x 28" x 9.5"

## Limited Warranty

10 years on elements and tank, 2 years on all other components.

Distributed By:



2060 Lucien-Thimens  
Montreal, Quebec, Canada  
H4R 1L1

Tel.: 514-336-9130 Fax.: 514-336-3270

Web Site: [www.thermolec.com](http://www.thermolec.com)

