



STAINLESS STEEL
DROP-IN SINKS
 One Compartment - FOR HAND SINK USE

Sinks Includes Gooseneck Faucet & Drain



Item #: _____ Qty #: _____
 Model #: _____
 Project #: _____

FEATURES:

One piece seamless **Deep Drawn** sink bowl design.
 All sink bowls have a large liberal radii with a minimum dimension of 2" and are rectangular in design for increased capacity.
 Self-Rim Design. Mounting hardware is provided. For counters over 7/8" and up to 1-1/2" thick, please order Thick-Counter Mounting Clips for Drop-In Sinks, **Model # K-28 Per Sink**. (Quantity supplied varies based on drop in sink ordered).
 Includes 4" O.C. **K-52** faucet & basket drain.

CONSTRUCTION:

Unit fabricated from one sheet of stainless steel.
 All bowls are Sound Deadened.
 Units feature Advance Tabco's **Smart Finish™**.

MECHANICAL:

Faucet supply is 1/2" IPS male thread.
 Deck mounted faucet is furnished with aerator and 4" O.C.

MATERIAL:

20 gauge type 304 series stainless steel.
 Faucets are brass-nickel plated.
 Stainless Steel 1-1/2" IPS basket drain.



DI-1-5



DI-1-25



DI-1-5SP



DI-1-10



Standard Mounting Clips
 For Countertops 7/8" Thick
 or Less (Included)



K-28 (Per Sink)
 Mounting Clips For Countertops
 Over 7/8" Thick (Maximum of 1 1/2")

**New 6"
 Rear & Side
 Splash**



DI-1-10SP



DI-1-35

Available Faucets & Accessories	Model #	Qty
Deck Mounted 3 1/2" Gooseneck. 4" O.C.	K-52	
Deck Mounted 8 1/2" Gooseneck. 4" O.C.	K-55	
Deck Mounted Swing w/Spray. 8" O.C.*	K-58	
Deck Mtd. X.H.D. 3 1/2" Gooseneck. 4" O.C.	K-62	
Thick-Counter Mounting Clips for Countertops over 7/8" and up to 2". (Qty. supplied varies based on sink ordered)	K-28	

*REQUIRES **K-472** FAUCET HOLE REVISION

Standard Faucet conforms to NSF 61 Standard 9. An optional faucet upgrade is required for compliance to AB 1953 Standards.
 For Replacement Faucets & Upgrades, Drains & Accessories visit our website at www.advancetabco.com



Customer Service Available To Assist You 1-800-645-3166 8:30 am - 8:00 pm E.S.T.
 Email Orders To: customer@advancetabco.com. For Smart Fabrication™ Quotes, Email To: smartfab@advancetabco.com or Fax To: 631-586-2933

NEW YORK
 Fax: (631) 242-6900

GEORGIA
 Fax: (770) 775-5625

TEXAS
 Fax: (972) 932-4795

NEVADA
 Fax: (775) 972-1578

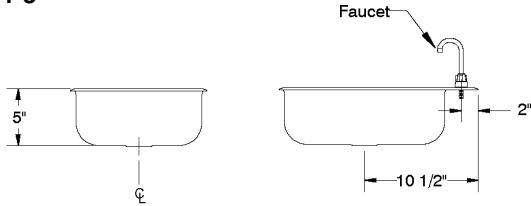
DIMENSIONS and SPECIFICATIONS

TOL ± .125"

Supplied with K-52 Faucet

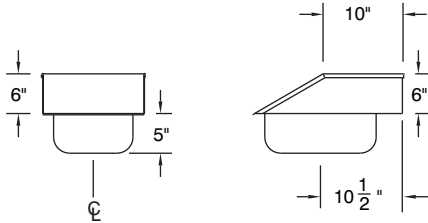
ALL DIMENSIONS ARE TYPICAL

DI-1-5



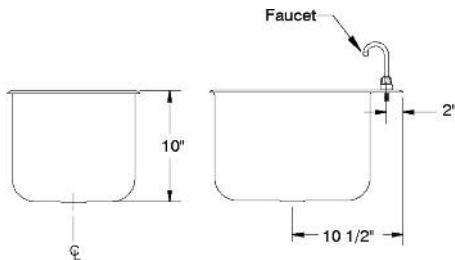
Approx. Wt. 12 lbs.

DI-1-5SP



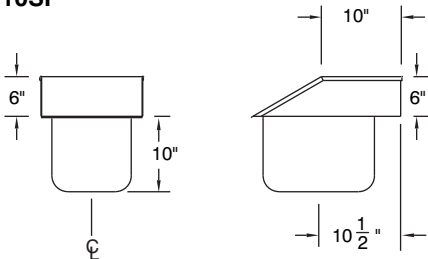
Approx. Wt. 16 lbs.

DI-1-10



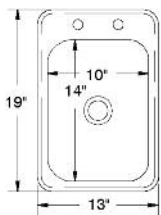
Approx. Wt. 14 lbs.

DI-1-10SP



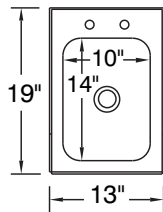
Approx. Wt. 18 lbs.

TOP VIEW FOR
DI-1-5 & DI-1-10

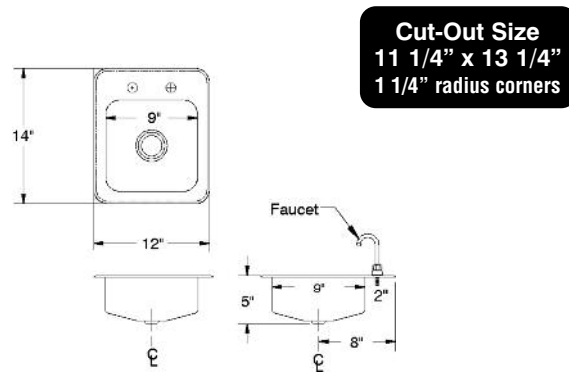


Cut-Out Size
12 1/4" x 18 1/4"
1 1/4" radius corners

TOP VIEW FOR
DI-1-5SP & DI-1-10SP



DI-1-25

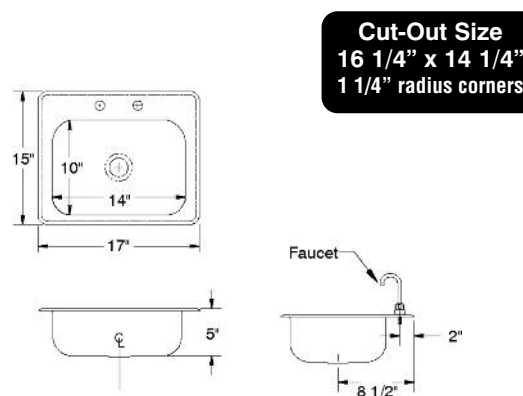


Cut-Out Size
11 1/4" x 13 1/4"
1 1/4" radius corners

Approx. Wt. 8 lbs.



DI-1-35

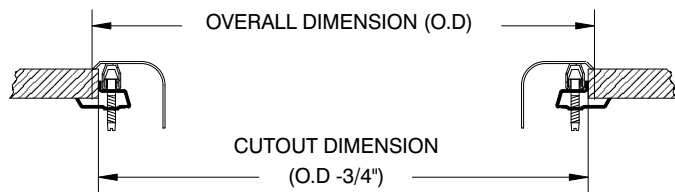


Cut-Out Size
16 1/4" x 14 1/4"
1 1/4" radius corners

Approx. Wt. 10 lbs.



TYPICAL INSTALLATION



Cut-Out Size = L to R x F to B

