

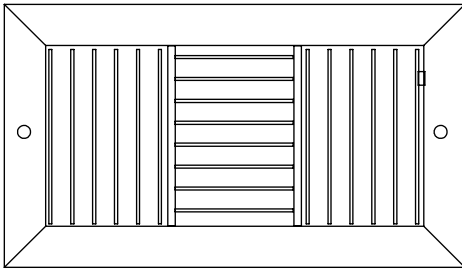


SHOEMAKER

COMMERCIAL SUBMITTAL FORM

945

945 O



945 Series

Adjustable Sidewall Diffuser

Standard:

- Adjustable supply register with steel multi-shutter damper
- For ceiling or sidewall applications
- Blades fully adjustable for 3 or 4 way air flow patterns
- Vertical & horizontal air deflection with nylon bushings for easy adjustment and quiet settings
- Countersunk mounting holes for flush appearance with color matching Phillips posi-drive screws
- Soft White

Optional:

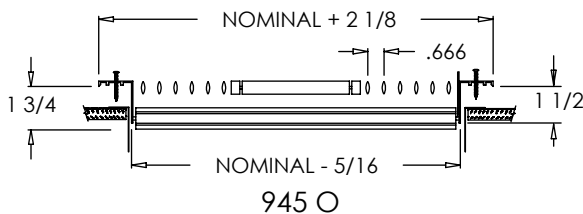
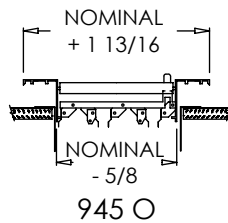
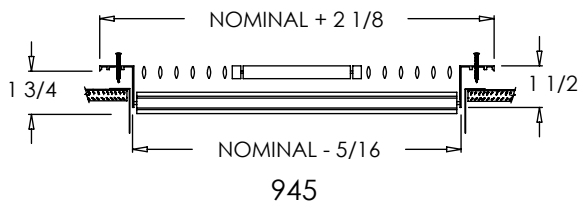
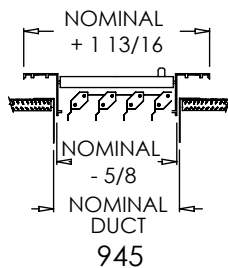
- ☐ Steel Opposed Blade Damper (945 O)
Tamper proof screws
 - ☐ "E" One Way
 - ☐ "F" Torx Center Pin
 - ☐ "G" Hex Center Pin

Finishes:

- ☐ Driftwood Tan

Designer Colors:

- | | |
|--|---------------------------------------|
| <input type="checkbox"/> Navajo White | <input type="checkbox"/> Royal Blue |
| <input type="checkbox"/> Forest Green | <input type="checkbox"/> Coffee Tan |
| <input type="checkbox"/> Burgundy | <input type="checkbox"/> Almond |
| <input type="checkbox"/> Camaro Silver | <input type="checkbox"/> Black Velvet |
| <input type="checkbox"/> Bronze | <input type="checkbox"/> Vanilla |



PROJECT

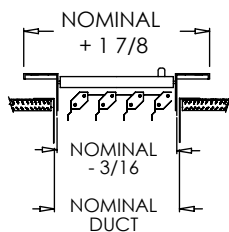
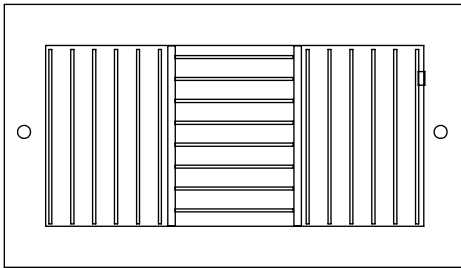
LOCATION

ENGINEER

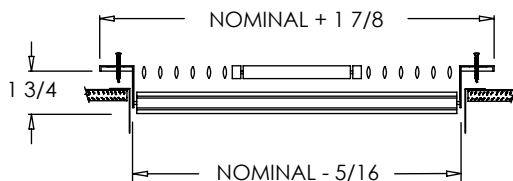
ARCHITECT

CONTRACTOR

SUBMITTAL REVIEW



945



945

945 Series

(One Piece Stamped Frame) Adjustable Sidewall Diffuser

Standard:

- Adjustable supply register with steel multi-shutter damper
- For ceiling or sidewall applications
- Blades fully adjustable for 3 or 4 way air flow patterns
- Vertical & horizontal air deflection with nylon bushings for easy adjustment and quiet settings
- Countersunk mounting holes for flush appearance with color matching Phillips posi-drive screws
- Soft White

Optional:

- ☐ Tamper proof screws
- ☐ "E" One Way
- ☐ "F" Torx Center Pin
- ☐ "G" Hex Center Pin

Finishes:

- ☐ Driftwood Tan

Designer Colors:

- | | |
|--|---------------------------------------|
| <input type="checkbox"/> Navajo White | <input type="checkbox"/> Royal Blue |
| <input type="checkbox"/> Forest Green | <input type="checkbox"/> Coffee Tan |
| <input type="checkbox"/> Burgundy | <input type="checkbox"/> Almond |
| <input type="checkbox"/> Camaro Silver | <input type="checkbox"/> Black Velvet |
| <input type="checkbox"/> Bronze | <input type="checkbox"/> Vanilla |

Sizes Available:

- | | | |
|---------------------------------|---------------------------------|----------------------------------|
| <input type="checkbox"/> 8 x 4 | <input type="checkbox"/> 6 x 6 | <input type="checkbox"/> 8 x 8 |
| <input type="checkbox"/> 10 x 4 | <input type="checkbox"/> 10 x 6 | <input type="checkbox"/> 14 x 8 |
| <input type="checkbox"/> 12 x 4 | <input type="checkbox"/> 12 x 6 | <input type="checkbox"/> 10 x 10 |
| <input type="checkbox"/> 14 x 4 | <input type="checkbox"/> 14 x 6 | <input type="checkbox"/> 12 x 12 |
| | <input type="checkbox"/> 16 x 6 | <input type="checkbox"/> 14 x 14 |

*All other sizes available with mitered corners.

PROJECT

LOCATION

ENGINEER

ARCHITECT

CONTRACTOR

SUBMITTAL REVIEW