

# QC

## 10" THROUGH 48"

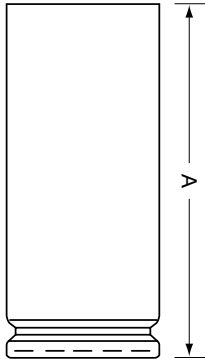
The QC line of Selkirk vent pipe and fittings is designed for large residential, industrial and commercial applications. Round vents for smaller appliances will be found in the preceding RV section.

**NOTE:** Size refers to the inside diameter of the pipe or fitting. The outside diameter is approximately 1" larger. Many QC components larger than 24" are not listed. Please have customer service contact manufacturing if you have special requirements. 18" and larger QC is build to order/No Returns

### VENT PIPE

#### ROUND PIPE

- Easy to assemble and can be combined to obtain the required installation height
- Sectional overlap of 1.5". Hence, net assembled length is 1.5" less than listed lengths



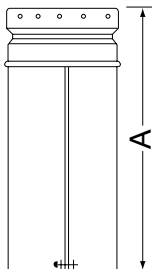
Size	Product No.	Part No.	Lengths
10"	110018	10QC-18	18"
	110030	10QC-30	30"
12"	112018	12QC-18	18"
	112030	12QC-30	30"
14"	114018	14QC-18	18"
	114030	14QC-30	30"

Size	Product No.	Part No.	Lengths
16"	116018	16QC-18	18"
	116030	16QC-30	30"
18"	118018	18QC-18	18"
	118030	18QC-30	30"
20"	120018	20QC-18	18"
	120030	20QC-30	30"
22"	122018	22QC-18	18"
	122030	22QC-30	30"
24"	124018	24QC-18	18"
	124030	24QC-30	30"
26"	126018	26QC-18	18"
	126030	26QC-30	30"
28"	128018	28QC-18	18"
	128030	28QC-30	30"
30"	130018	30QC-18	18"
	130030	30QC-30	30"

Size	Product No.	Part No.	Lengths
32"	132018	32QC-18	18"
	132030	32QC-30	30"
34"	134018	34QC-18	18"
	134030	34QC-30	30"
36"	136018	36QC-18	18"
	136030	36QC-30	30"
38"	138018	38QC-18	18"
	138030	38QC-30	30"
40"	140018	40QC-18	18"
	140030	40QC-30	30"
42"	142018	42QC-18	18"
	142030	42QC-30	30"
44"	144018	44QC-18	18"
	144030	44QC-30	30"
46"	146018	46QC-18	18"
	146030	46QC-30	30"
48"	148018	48QC-18	18"
	148030	48QC-30	30"

#### ADJUSTABLE LENGTH

- Used in combination with a straight length, assures an exact length can be achieved
- 18" Length adjusts from 4 1/2" to 16 1/2"



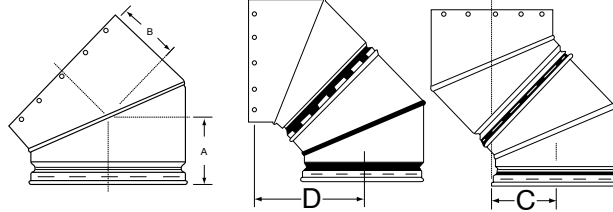
Size	Product No.	Part No.	Lengths
10"	110093	10QC-AJ	18"
12"	112093	12QC-AJ	18"
14"	114093	14QC-AJ	18"
16"	116093	16QC-AJ	18"
18"	118093	18QC-AJ	18"

Size	Product No.	Part No.	Lengths
20"	120093	20QC-AJ	18"
22"	122093	22QC-AJ	18"
24"	124093	24QC-AJ	18"
26"	126093	26QC-AJ	18"
28"	128093	28QC-AJ	18"
30"	130093	30QC-AJ	18"
32"	132093	32QC-AJ	18"
34"	134093	34QC-AJ	18"
36"	136093	36QC-AJ	18"
38"	138093	38QC-AJ	18"
40"	140093	40QC-AJ	18"
42"	142093	42QC-AJ	18"
44"	144093	44QC-AJ	18"
46"	146093	46QC-AJ	18"
48"	148093	48QC-AJ	18"

**ELBOWS AND TEES**

**45° ELBOW**

- Used when an offset is required to avoid obstructions such as rafters, joists and other construction obstacles
- Installed length is 3/4" less than "a" dimension
- Elbow is fixed at 45 degrees. Other settings available on request.



Size	Product No.	Part No.	a	b	c	d
20"	120215	20QC-45	8 1/2"	7"	11"	18"
22"	122215	22QC-45	9 1/4"	7 1/4"	11 1/8"	18 1/8"
24"	124215	24QC-45	9"	8"	12"	20"
26"	126215	26QC-45	10 3/16"	9 3/16"	14 1/16"	23 1/2"
28"	128215	28QC-45	11"	9 3/4"	14 5/8"	24 1/8"

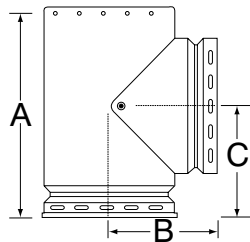
Size	Product No.	Part No.	a	b	c	d
30"	130215	30QC-45	11 1/16"	10 3/16"	15 3/16"	25 5/8"
32"	132215	32QC-45	11 3/8"	10 5/16"	15 3/4"	26 11/16"
34"	134215	34QC-45	12 3/16"	11 1/16"	16 3/16"	27 3/4"
36"	136215	36QC-45	12 3/4"	11 1/2"	16 7/8"	28 13/16"
38"	138215	38QC-45	13 3/16"	11 15/16"	17 3/16"	29 7/8"

Size	Product No.	Part No.	a	b	c	d
10"	110215	10QC-45	5 1/2"	5"	7 1/2"	12 1/2"
12"	112215	12QC-45	6 3/4"	5 3/4"	9"	14 3/4"
14"	114215	14QC-45	7 1/4"	6 1/8"	9 1/2"	15 3/8"
16"	116215	16QC-45	7 1/2"	6 1/4"	9 3/4"	16"
18"	118215	18QC-45	7 1/2"	6 3/4"	9 1/2"	16 1/4"

Size	Product No.	Part No.	a	b	c	d
40"	140215	40QC-45	13 3/8"	12 3/8"	18"	30 15/16"
42"	142215	42QC-45	14 1/16"	12 3/16"	18 1/16"	32"
44"	144215	44QC-45	14 1/2"	13 1/4"	19 1/8"	33 1/16"
46"	146215	46QC-45	14 15/16"	13 11/16"	19 11/16"	34 3/16"
48"	148215	48QC-45	15 3/8"	14 3/8"	20 1/4"	35 1/4"

**STANDARD AND REDUCTION TEES**

- Used to transition system from horizontal to vertical orientation
- Provides easy access for inspection and maintenance
- Tee Cap sold separately



**Standard Tees**

Size	Product No.	Part No.	a*	b*	c*
10"	110100	10QC-TS	21 1/2"	8 1/2"	8 1/2"
12"	112100	12QC-TS	21 1/2"	9 1/2"	9 1/2"
14"	114100	14QC-TS	21 1/2"	10 1/2"	10 1/2"
16"	116100	16QC-TS	23 1/2"	11 1/2"	11 1/2"
18"	118100	18QC-TS	25 1/2"	12 1/2"	12 1/2"

Size	Product No.	Part No.	a*	b*	c*
20"	120100	20QC-TS	27 1/2"	13 1/2"	13 1/2"
22"	122100	22QC-TS	29 1/2"	14 1/2"	14 1/2"
24"	124100	24QC-TS	31 1/2"	15 1/2"	15 1/2"
26"	126100	26QC-TS	33 3/4"	17 1/2"	17 1/2"
28"	128100	28QC-TS	35 3/4"	18 1/2"	18 1/2"

Size	Product No.	Part No.	a*	b*	c*
30"	130100	30QC-TS	37 3/4"	19 1/2"	19 1/2"
32"	132100	32QC-TS	39 3/4"	20 1/2"	20 1/2"
34"	134100	34QC-TS	41 3/4"	21 1/2"	21 1/2"
36"	136100	36QC-TS	43 3/4"	22 1/2"	22 1/2"
38"	138100	38QC-TS	45 3/4"	23 1/2"	23 1/2"

Size	Product No.	Part No.	a*	b*	c*
40"	140100	40QC-TS	47 3/4"	24 1/2"	24 1/2"
42"	142100	42QC-TS	49 3/4"	25 1/2"	25 1/2"
44"	144100	44QC-TS	51 3/4"	26 1/2"	26 1/2"
46"	146100	46QC-TS	53 3/4"	27 1/2"	27 1/2"
48"	148100	48QC-TS	55 3/4"	28 1/2"	28 1/2"

**Reduction Tees\***

Size	Product No.	Part No.	a*	b*	c*
12"	112108	12QC-8RT	19 1/2"	12"	8"
14"	114108	14QC-8RT	21 1/2"	14"	10"

**\*NOTE:** Reduction tees have constant body size and smaller size side arm, i.e. 14" x 14" x 10" or 42" x 42" x 18", etc. These and other special fittings for more complex manifold installations are available on special order. Allow 30 working days after placing order.

**TEE CAP**

- Used at bottom of Tee
- Removable for easy system maintenance



Size	Product No.	Part No.
10"	110180	10QC-TC
12"	112180	12QC-TC
14"	114180	14QC-TC
16"	116180	16QC-TC
18"	118180	18QC-TC

Size	Product No.	Part No.
20"	120180	20QC-TC
22"	122180	22QC-TC
24"	124180	24QC-TC
26"	126180	26QC-TC
28"	128180	28QC-TC

Size	Product No.	Part No.
30"	130180	30QC-TC
32"	132180	32QC-TC
34"	134180	34QC-TC
36"	136180	36QC-TC
38"	138180	38QC-TC

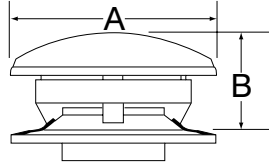
Size	Product No.	Part No.
40"	140180	40QC-TC
42"	142180	42QC-TC
44"	144180	44QC-TC
46"	146180	46QC-TC
48"	148180	48QC-TC

# QC

## 10" THROUGH 48"

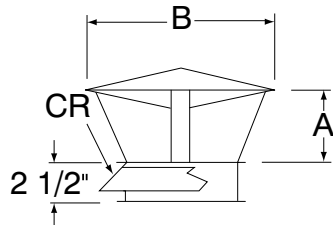
### TOPS, SUPPORTS AND FIRESTOPS

**TOP** - Helps prevent rain and debris from entering the vent



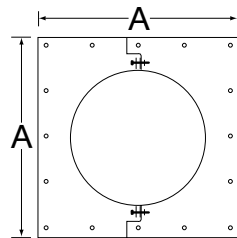

Size*	Product No.	Part No.	a	b
10"	110800	10QC-RT	20"	10 <sup>3</sup> / <sub>4</sub> "
12"	112800	12QC-RT	24"	12 <sup>3</sup> / <sub>4</sub> "
14"	114800	14QC-RT	28"	14 <sup>3</sup> / <sub>4</sub> "
16"	116800	16QC-RT	32"	16 <sup>3</sup> / <sub>4</sub> "
18"	118800	18QC-RT	36"	18 <sup>3</sup> / <sub>4</sub> "
20"	120800	20QC-RT	40"	20 <sup>1</sup> / <sub>2</sub> "
22"	122800	22QC-RT	44"	22 <sup>3</sup> / <sub>4</sub> "
24"	124800	24QC-RT	48"	24 <sup>3</sup> / <sub>4</sub> "

**STACK CAP** - Helps prevent rain and debris from entering the vent



Size	Product No.	Part No.	a	b
26"	126800	26QC-RT	13"	44 <sup>3</sup> / <sub>8</sub> "
28"	128800	28QC-RT	14"	47 <sup>1</sup> / <sub>8</sub> "
30"	130800	30QC-RT	15"	51 <sup>1</sup> / <sub>4</sub> "
32"	132800	32QC-RT	16"	54 <sup>3</sup> / <sub>8</sub> "
36"	136800	36QC-RT	18"	61 <sup>1</sup> / <sub>2</sub> "
42"	142800	42QC-RT	21"	71 <sup>3</sup> / <sub>4</sub> "
48"	148800	48QC-RT	24"	82"

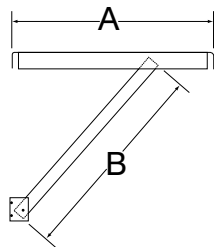
**SUPPORT PLATE** - Fits into lower end of outer casing  
- Will support up to 35' of 10" - 24" sizes of 16 gauge galvanized steel



Size*	Product No.	Part No.	a (square*)
10"	110400	10QC-SP	16"
12"	112400	12QC-SP	18"
14"	114400	14QC-SP	20"
16"	116400	16QC-SP	22"
18"	118400	18QC-SP	24"
20"	120400	20QC-SP	26"
22"	122400	22QC-SP	28"
24"	124400	24QC-SP	30"

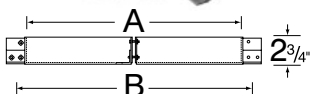
\* Assembled dimension

**WALL SUPPORT** - Used to support the venting system in Thru-The-Wall installations  
- Support up to 35"



Size	Product No.	Part No.	a	b
10"	110430	10QC-WS	13"	19 <sup>1</sup> / <sub>2</sub> "
12"	112430	12QC-WS	15"	19 <sup>1</sup> / <sub>2</sub> "
14"	114430	14QC-WS	17"	19 <sup>1</sup> / <sub>2</sub> "
16"	116430	16QC-WS	19"	19 <sup>1</sup> / <sub>2</sub> "
18"	118430	18QC-WS	21"	23 <sup>1</sup> / <sub>2</sub> "
20"	120430	20QC-WS	23"	23 <sup>1</sup> / <sub>2</sub> "
22"	122430	22QC-WS	25"	23 <sup>1</sup> / <sub>2</sub> "
24"	124430	24QC-WS	27"	23 <sup>1</sup> / <sub>2</sub> "

**BUCKET SUPPORT** - Support venting system up to 35"



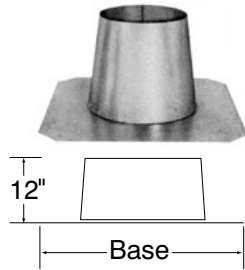
Size	Product No.	Part No.	a	b
26"	126400	26QC-SB	27"	30 <sup>1</sup> / <sub>2</sub> "
28"	128400	28QC-SB	29"	32 <sup>1</sup> / <sub>2</sub> "
30"	130400	30QC-SB	31"	34 <sup>1</sup> / <sub>2</sub> "
32"	132400	32QC-SB	33"	36 <sup>1</sup> / <sub>2</sub> "
34"	134400	34QC-SB	35"	38 <sup>1</sup> / <sub>2</sub> "
36"	136400	36QC-SB	37"	40 <sup>1</sup> / <sub>2</sub> "

Size	Product No.	Part No.	a	b
38"	138400	38QC-SB	39"	42 <sup>1</sup> / <sub>2</sub> "
40"	140400	40QC-SB	41"	44 <sup>1</sup> / <sub>2</sub> "
42"	142400	42QC-SB	43"	46 <sup>1</sup> / <sub>2</sub> "
44"	144400	44QC-SB	45"	48 <sup>1</sup> / <sub>2</sub> "
46"	146400	46QC-SB	47"	50 <sup>1</sup> / <sub>2</sub> "
48"	148400	48QC-SB	49"	52 <sup>1</sup> / <sub>2</sub> "

**FLASHINGS AND STORM COLLAR**

**TALL CONE FLAT ROOF FLASHING**

- Used on flat roof surfaces

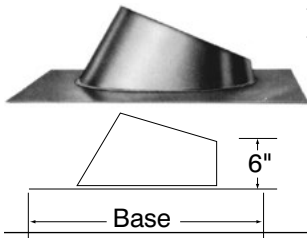


Size*	Product No.	Part No.	Base (Min. Dimension)
10"	110815	10QC-TF	21" x 21"
12"	112815	12QC-TF	23" x 23"
14"	114815	14QC-TF	25" x 25"
16"	118815	16QC-TF	27" x 27"
18"	118815	18QC-TF	34" x 34"
20"	120815	20QC-TF	36" x 36"
22"	122815	22QC-TF	38" x 38"

Size*	Product No.	Part No.	Base (Min. Dimension)
24"	124815	24QC-TF	40" x 40"
26"	126815	26QC-TF	42" x 42"
28"	128815	24QC-TF	44" x 44"
30"	130815	30QC-TF	46" x 46"
32"	132815	32QC-TF	48" x 48"
34"	134815	34QC-TF	50" x 50"
36"	136815	36QC-TF	52" x 52"

**ADJUSTABLE FLASHING**

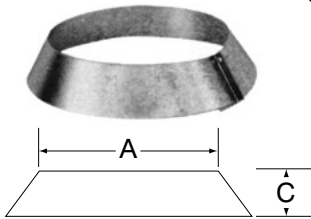
- Used where the vent passes through a roof  
- Adjusts from 0/12 to 6/12 pitch  
- Cone height is 6" for all sizes



Size*	Product No.	Part No.	Base (Min. Dimension)
10"	110825	10QC-AF	25 <sup>3</sup> / <sub>8</sub> " x 21 <sup>3</sup> / <sub>8</sub> "
12"	112825	12QC-AF	27 <sup>7</sup> / <sub>8</sub> " x 21 <sup>3</sup> / <sub>8</sub> "
14"	114825	14QC-AF	29 <sup>7</sup> / <sub>8</sub> " x 25"
16"	116825	16QC-AF	32 <sup>1</sup> / <sub>8</sub> " x 27"
18"	118825	18QC-AF	39" x 34"
20"	120825	20QC-AF	41" x 36"
22"	122825	22QC-AF	43" x 38"
24"	124825	24QC-AF	46" x 40"

**STORM COLLAR**

- Used to provide a weather proof seal to pipe above roof line  
- Used above the Flashing  
- Seal inner edge with hi-temp silicone sealant



Size	Product No.	Part No.	a	b
10"	110810	10QC-SC	11"	5 <sup>1</sup> / <sub>2</sub> "
12"	112810	12QC-SC	13"	5 <sup>1</sup> / <sub>2</sub> "
14"	114810	14QC-SC	15"	5 <sup>1</sup> / <sub>2</sub> "
16"	116810	16QC-SC	17"	5 <sup>1</sup> / <sub>2</sub> "
18"	118810	10QC-SC	19"	5 <sup>1</sup> / <sub>2</sub> "

Size	Product No.	Part No.	a	b
30"	130810	30QC-SC	31"	6 <sup>1</sup> / <sub>2</sub> "
32"	132810	32QC-SC	33"	6 <sup>1</sup> / <sub>2</sub> "
34"	134810	34QC-SC	35"	6 <sup>1</sup> / <sub>2</sub> "
36"	136810	36QC-SC	37"	6 <sup>1</sup> / <sub>2</sub> "
38"	138810	38QC-SC	39"	6 <sup>1</sup> / <sub>2</sub> "

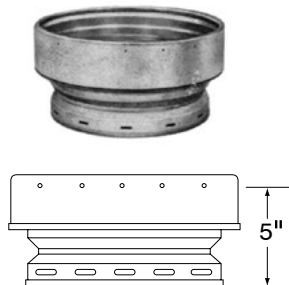
Size	Product No.	Part No.	a	b
20"	120810	20QC-SC	21"	6 <sup>1</sup> / <sub>2</sub> "
22"	122810	22QC-SC	23"	6 <sup>1</sup> / <sub>2</sub> "
24"	124810	24QC-SC	25"	6 <sup>1</sup> / <sub>2</sub> "
26"	126810	26QC-SC	27"	6 <sup>1</sup> / <sub>2</sub> "
28"	128810	28QC-SC	29"	6 <sup>1</sup> / <sub>2</sub> "

Size	Product No.	Part No.	a	b
40"	140810	40QC-SC	41"	6 <sup>1</sup> / <sub>2</sub> "
42"	142810	42QC-SC	43"	6 <sup>1</sup> / <sub>2</sub> "
44"	144810	44QC-SC	45"	6 <sup>1</sup> / <sub>2</sub> "
46"	146810	46QC-SC	47"	6 <sup>1</sup> / <sub>2</sub> "
48"	148810	48QC-SC	49"	6 <sup>1</sup> / <sub>2</sub> "

**ADAPTERS, CONNECTORS AND INCREASERS**

**INCREASER**

- Used to increase pipe diameter



Size*	Product No.	Part No.	Dimensions
_ x 10"	—	10QC-	5"
_ x 12"	—	12QC-	5"
_ x 14"	—	14QC-	5"
_ x 16"	—	16QC-	5"
_ x 18"	—	18QC-	5"

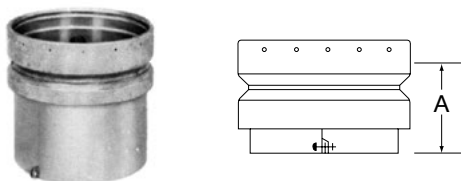
Size*	Product No.	Part No.	Dimensions
_ x 30"	—	30QC-	5"
_ x 32"	—	32QC-	5"
_ x 34"	—	34QC-	5"
_ x 36"	—	36QC-	5"
_ x 38"	—	38QC-	5"

Size*	Product No.	Part No.	Dimensions
_ x 20"	—	20QC-	5"
_ x 22"	—	22QC-	5"
_ x 24"	—	24QC-	5"
_ x 26"	—	26QC-	5"
_ x 28"	—	28QC-	5"

Size*	Product No.	Part No.	Dimensions
_ x 40"	—	40QC-	5"
_ x 42"	—	42QC-	5"
_ x 44"	—	44QC-	5"
_ x 46"	—	46QC-	5"
_ x 48"	—	48QC-	5"

**DRAFT HOOD CONNECTOR**

- Used to connect single wall Vent to B Vent  
- Used to connect pipe to draft hood at appliance



Size	Product No.	Part No.	a**
10"	110240	10QC-DH	8 <sup>3</sup> / <sub>4</sub> "
12"	112240	12QC-DH	10 <sup>3</sup> / <sub>4</sub> "
14"	114240	14QC-DH	4 <sup>3</sup> / <sub>8</sub> "
16"	116240	16QC-DH	4 <sup>3</sup> / <sub>8</sub> "
18"	118240	18QC-DH	4 <sup>3</sup> / <sub>8</sub> "
20"	120240	20QC-DH	4 <sup>3</sup> / <sub>8</sub> "
22"	122240	22QC-DH	4 <sup>3</sup> / <sub>8</sub> "
24"	124240	24QC-DH	4 <sup>3</sup> / <sub>8</sub> "

\*\* Assembled length