


Prospector™ Series

solids interceptors for in-line drainage

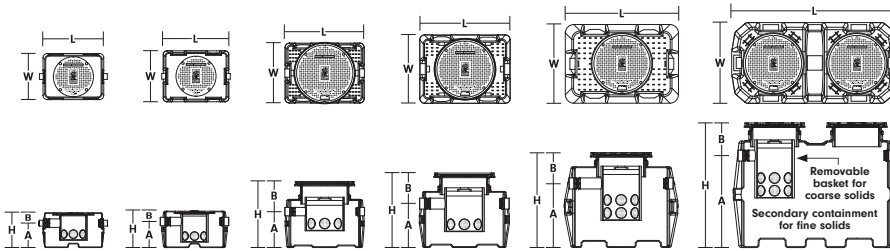


The Prospector™ Series replaces the Prairie Sifter™ Series. Use for general and food waste applications.

<div> SCHIER MODEL</div> <div>LOAN PROFILE</div>	SPECIFICATIONS																	<div>S6</div>
	Capacity & Rating		Pipe Sizes				Rough-in Dimensions (in.)						Cover		Weight (lbs.)		Replaces Previous Schier Model	
	Total Liquid (gal.)	Basket Capacity (gal.)	Plain End SCH40		Optional Male Thread (no charge)	Body			Inlet/Outlet		Adapter Adjustability (add to B & H)	O.D. (in.)	Load Rating (lbs.)	Dry	Wet			
			Standard	Optional Plain (see list prices)		L	W	H	A	B								
PS-15-B	16	2	2	3	2, 3	25	19	14 1/4	10	4 1/4	n/a	16	2,500	36	169	PS-15		
PS-25-B	22	3	3	2	2, 3	27	21	15	10 1/4	4 1/4	n/a	16	2,500	41	225	PS-25		
PS-35-B	35	5	3	2, 4	2, 3, 4	33	25	25	15	3 1/2	24	2,000	87	379	n/a			
PS-50-B	52	8	4	2, 3	2, 3, 4	37	28	28 1/2	18	10 1/2	3 1/2	24	2,000	100	534	PS-50		
PS-125-B	125	10	4	6	4	46	32	38 1/2	26	12 1/2	6	24	2,000	140	1,183	PS-95		
PS-275-B	275	13	4	6	4	68	33 1/2	51 1/2	38	13 1/2	6	24	2,000	270	2,564	PS-200		

Note 1: If PS-15-B or PS-25-B are buried flush at floor and without a riser, cover load is 450 lbs.

PS-15-B PS-25-B PS-35-B PS-50-B PS-125-B PS-275-B



SCHIER MODEL	TELEGLIDE™ RISER ORDER GUIDE					
	16" Riser	24" Adapter (Included)	SR24	LR24	SR24 + SR24	SR24 + LR24
PS-15-B/PS-25-B	>21 1/8" 16"	n/a	n/a	n/a	n/a	n/a
PS-35-B/PS-50-B	n/a	0-3 1/2" >3 1/2" 22"	>22" 37"	n/a	n/a	n/a
PS-125-B/PS-275-B	n/a	0-6" >6" 24"	>24" 39"	>39" 43"	>43" 58"	>58" 72"

Note 2: PS-275-B has two covers and requires a set of two risers when ordered.
Note 3: Subtract 1" from adapter and riser range when PS-35-B is ordered with 4" connections.

Engineer Specification Guide

Download Schier CSI MasterSpec language at schierproducts.com/literature.html

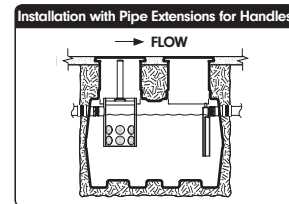
Schier Prospector™ solids interceptor model # _____ shall be lifetime guaranteed and made in USA of seamless, rotationally-molded High Density Polyethylene with minimum 3/8" uniform wall thickness. Interceptor shall be furnished for above or below-grade installation. Interceptor shall be furnished with basket and connection for extending handle for deep burials. Cover shall provide water/gas-tight seal and have a minimum 2,000 lbs load capacity.

LIST PRICES														S8
 SCHIER MODEL	Base Unit	* TeleGlide™ Field Adjustable Riser System				Miscellaneous Options								
		Short Risers		Long Risers		High Water Anchor Kit (Set of Two)		★ Upgrade to Highway Rated Cover		★ Upgrade to Highway Rated Pickable Cover		Alternate Plain End Pipe Sizes		
		Part #	Price	Part #	Price	Part #	Price	Part #	Price	Part #	Price	Size	Price	
PS-15-B	\$954	SR16	\$340	n/a	n/a	n/a	n/a	n/a	n/a	n/a	n/a	3	n/c	
PS-25-B	\$1,434	SR16	\$340	n/a	n/a	n/a	n/a	n/a	n/a	n/a	n/a	2	n/c	
PS-35-B	\$1,574	SR24	\$500	LR24	\$630	n/a	n/a	n/a	n/a	n/a	n/a	2, 4	n/c	
PS-50-B	\$2,016	SR24	\$500	LR24	\$630	AK50	\$650	C24HUM	\$204	C24HPUM	\$500	2, 3	n/c	
PS-125-B	\$3,752	SR24	\$500	LR24	\$630	AK75	\$850	C24HUM	\$204	C24HPUM	\$500	6	\$128	
PS-275-B	\$6,496	SR24	\$500	LR24	\$630	AK250	\$850	C24HUM	\$204	C24HPUM	\$500	6	\$128	


* PS-275-B has two covers and requires a set of two upon order.
★ Prices shown when ordered with unit.

Application Specific Detail

Download PDF and DWG files of these images at schierproducts.com/SolidsInterceptorsApplications.html

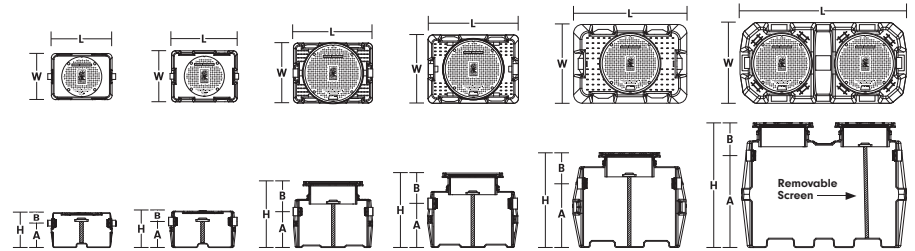


The Prospector™ Series replaces the Prairie Sifter™ Series. Use for lint applications.

SPECIFICATIONS																			59
 SCHIER MODEL	Capacity & Rating			Pipe Sizes			Rough-in Dimensions (in.)							Cover		Weight (lbs.)		Replaces Previous Schier Model	
	Total Liquid (gal.)	Solids Capacity (gal.)	No. of Washing Machines	Plain End SCH40		Optional Male Thread (no charge)	Body			Inlet/Outlet		Adapter Adjustability (add to B & H)	O.D. (in.)	Load Rating (lbs.)	Dry	Wet			
				Standard	Optional Plain (see list prices)		L	W	H	A	B								
PS-15-S	16	8	up to 2	2	3	2, 3	25	19	14 1/4	10 1/4	4 1/4	n/a	16	2,500	36	169	PS-15		
PS-25-S	22	11	up to 3	3	2	2, 3	27	21	15	10 3/4	4 1/4	n/a	16	2,500	41	225	PS-25		
PS-35-S	35	17.5	up to 4	3	2, 4	2, 3, 4	33	25	25	15	10	3 1/2	24	2,000	87	379	n/a		
PS-50-S	52	26	up to 6	4	2, 3	2, 3, 4	37	28	28 1/2	18	10 1/2	3 1/2	24	2,000	100	534	PS-50		
PS-125-S	125	62.5	up to 14	4	6	4	46	32	38 1/2	26	12 1/2	6	24	2,000	140	1,183	PS-95		
PS-275-S	275	210	up to 47	4	6	4	68	33 1/2	51 1/2	38	13 1/2	6	24	2,000	270	2,564	PS-200		

Note 1: If PS-15-S or PS-25-S are buried flush at floor and without a riser, cover load is 450 lbs.

PS-15-S PS-25-S PS-35-S PS-50-S PS-125-S PS-275-S



SCHIER MODEL	TELEGLIDE™ RISER ORDER GUIDE					
	16" Riser	24" Adapter (Included)	SR24	LR24	SR24 + SR24	SR24 + LR24
PS-15-S/PS-25-S	>21 1/8" 16"	n/a	n/a	n/a	n/a	n/a
PS-35-S/PS-50-S	n/a	0-3 1/2" >3 1/2" 22"	>22" 37"	n/a	n/a	n/a
PS-125-S/PS-275-S	n/a	0-6" >6" 24"	>24" 39"	>39" 43"	>43" 58"	>58" 72"

Note 2: PS-275-S has two covers and requires a set of two risers when ordered.
Note 3: Subtract 1" from adapter and riser range when PS-35-S is ordered with 4" connections.

Engineer Specification Guide

Download Schier CSI MasterSpec language at schierproducts.com/literature.html

Schier Prospector™ solids interceptor model # _____ shall be lifetime guaranteed and made in USA of seamless, rotationally-molded High Density Polyethylene with minimum 3/8" uniform wall thickness. Interceptor shall be furnished for above or below-grade installation. Interceptor shall be furnished with screen and connection for extending handle for deep burials. Cover shall provide water/gas-tight seal and have a minimum 2,000 lbs load capacity.

LIST PRICES														STANDARD PIPE SIZES
 SCHIER MODEL	Base Unit	* TeleGlide™ Field Adjustable Riser System				Miscellaneous Options								
		Short Risers		Long Risers		High Water Anchor Kit (Set of Two)		★ Upgrade to Highway Rated Cover		★ Upgrade to Highway Rated Pickable Cover		Alternate Plain End Pipe Sizes		
		Part #	Price	Part #	Price	Part #	Price	Part #	Price	Part #	Price	Part #	Price	
PS-15-S	\$954	SR16	\$340	n/a	n/a	n/a	n/a	n/a	n/a	n/a	n/a	3	n/c	
PS-25-S	\$1,434	SR16	\$340	n/a	n/a	n/a	n/a	n/a	n/a	n/a	n/a	2	n/c	
PS-35-S	\$1,574	SR24	\$500	LR24	\$630	n/a	n/a	n/a	n/a	n/a	n/a	2, 4	n/c	
PS-50-S	\$2,168	SR24	\$500	LR24	\$630	AK50	\$650	C24-HUM	\$204	C24-HPUM	\$500	2, 3	n/c	
PS-125-S	\$3,752	SR24	\$500	LR24	\$630	AK75	\$850	C24-HUM	\$204	C24-HPUM	\$500	6	\$128	
PS-275-S	\$6,942	SR24	\$500	LR24	\$630	AK250	\$850	C24-HUM	\$204	C24-HPUM	\$500	6	\$128	

* PS-275-S has two covers and requires a set of two upon order.
★ Prices shown when ordered with unit.

Application Specific Detail

Download PDF and DWG files of these images at schierproducts.com/SolidsInterceptorsApplications.html

