

NT Series

Better Value Recommendation See Lab Basin™ Models on p. 39-40

neutralization tanks



The NT Series design has been improved to include the TeleGlide™ Riser System for below grade neutralization installations.

Follow steps 1 - 4 for complete NT Series tank quote. Submittal required with order.

SCHIER MODEL	SPECIFICATIONS																			
	Number of Sinks	Capacity (gal.)		Recommended Pipe Size			Roughin Dimensions (in.)						Quantity included	Adapter Adjustability (add to HB)	Weight (lbs.)				Lab Basin™ Equivalent	
		Total Tank	Liquid Holding	Inlet/Outlet	Vent	Inner Diameter	Outside Diameter	Above Grade Height	Below Grade Height	Inlet/Outlet	Vent	Above Grade			Below Grade					
		ID	OD									HA			HB	A	B	Dry		Wet
NT-30H	8	40	30.4	3	2	22	28	24 1/2	33	20	21	1	3 1/2"	40	294	55	309	LB-35		
NT-55	12	55	41.1	3	2	22	28	36 1/2	43	27	29	1	6"	50	393	65	408	LB-50		
NT-55H	16	70	55	3	2	24	30	36 1/2	43 3/4	30	32	1	6"	70	529	85	544	LB-50		
NT-100	27	100	90.6	4	2	28	34	42 1/2	49 3/4	36	38	1	6"	85	841	105	861	LB-125		
NT-100H	32	150	117.6	4	2	31	37	48 1/2	55 3/4	38	40	1	6"	100	1,081	120	1,101	LB-125		
NT-150	32	150	117.6	4	2	31	37	48 1/2	55 3/4	38	40	1	6"	100	1,081	120	1,101	LB-125		
NT-150H	41	200	154.2	4	2	36	40	48 1/2	55 3/4	38	40	1	6"	125	1,411	185	1,471	LB-275		
NT-200	41	200	154.2	4	2	36	40	48 1/2	55 3/4	38	40	1	6"	125	1,411	185	1,471	LB-275		
NT-200H	41	200	154.2	4	2	36	40	48 1/2	55 3/4	38	40	1	6"	125	1,411	185	1,471	LB-275		
NT-200H	63	275	209.9	4	2	42	48	48 1/2	55 3/4	38	40	1	6"	160	1,911	215	1,966	LB-275		
NT-275	63	275	209.9	4	2	42	48	48 1/2	55 3/4	38	40	1	6"	160	1,911	215	1,966	LB-275		
NT-275H	75	350	275	4	2	48	52	48 1/2	55 3/4	38	40	1	6"	200	2,494	270	2,564	LB-275		
NT-350	75	350	275	4	2	48	52	48 1/2	55 3/4	38	40	1	6"	200	2,494	270	2,564	LB-275		
NT-350H	107	440	350	4	2	52	58	48 1/2	55 3/4	41	43	1	6"	210	3,129	310	3,229	LB-275 (2 in series)		
NT-500	135	500	450.5	4	2	52	58	60 1/2	67 3/4	52	54	1	6"	225	3,982	370	4,127	LB-275 (2 in series)		
NT-500H	150	650	501.1	4	2	48	54	84 1/2	91 3/4	70	73	1	6"	300	4,479	380	4,559	LB-275 (3 in series)		
NT-1200	291	1,360	1,200	4	2	69	75	87	94	76	78	2	6"	500	10,216	890	10,606	LB-275 (4 in series)		
NT-1500	326	1,500	1,304	4	2	73	77 3/4	85 1/2	92 1/2	74	76	2	6"	650	11,400	1,040	11,789	LB-275 (5 in series)		
NT-2000	432	2,000	1,727	4	2	84	91	86 3/4	93 3/4	74	76	2	6"	850	15,253	1,240	15,643	n/a		

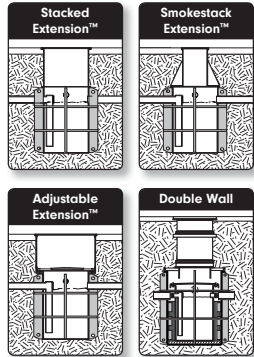
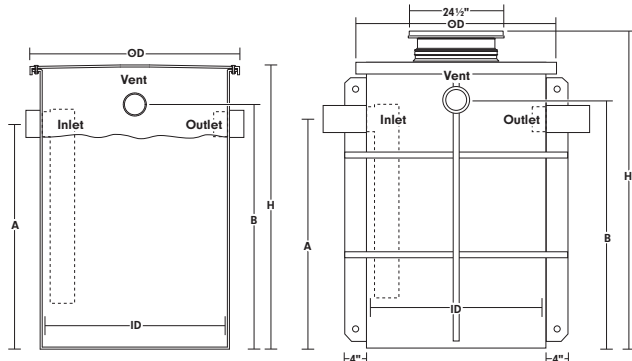
Note 1: The following models have been eliminated: NT-5, NT-5H, NT-15H, NT-50, and NT-325. See Lab Basin™ equivalent as needed.
 Note 2: Pipe locations, sizes and types are made-to-order per submittal sheet.

Above Grade

Below Grade

Alternate Tank Designs

(specifications and pricing available upon request)



Note 3: NT-1200, NT-1500 and NT-2000 have two covers and require a set of two risers when ordered.
 Note 4: Structural reinforcement provided as required by Schier Products.

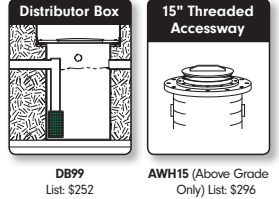
Engineer Specification Guide

Download Schier CSI MasterSpec language at schierproducts.com/literature.html

Schier NT Series neutralization tank model # _____ shall be lifetime guaranteed and made in USA of seamless, rotationally-molded High Density Polyethylene or Polypropylene with minimum 3/8" uniform wall thickness. Tank shall be furnished with inlets, outlets, vents, cover, bracing, field adjustable riser system, monitoring equipment and other modifications per jobsite-specific conditions and per engineer's specification.

STEP 1 LIST PRICES: TANK AND LESTONE														
Polyethylene						Polypropylene						Add for Limestone		
Above Grade			Below Grade			Above Grade			Below Grade			Load (lbs.)	Part #	Price
Model Number	Price	Model Number	Price	Model Number	Price	Model Number	Price	Model Number	Price					
NT-30H-A-PE	\$642	NT-30H-B-PE	\$3,648	NT-30H-A-PP	\$1,052	NT-30H-B-PP	\$3,878	LS-375	375	LS-375	\$254			
NT-55-A-PE	\$720	NT-55-B-PE	\$3,876	NT-55-A-PP	\$1,366	NT-55-B-PP	\$4,334	LS-500	500	LS-500	\$338			
NT-55H-A-PE	\$864	NT-55H-B-PE	\$4,556	NT-55H-A-PP	\$1,466	NT-55H-B-PP	\$4,942	LS-475	475	LS-475	\$456			
NT-100-A-PE	\$1,046	NT-100-B-PE	\$5,556	NT-100-A-PP	\$2,008	NT-100-B-PP	\$6,090	LS-1100	1,100	LS-1100	\$664			
NT-100H-A-PE	\$1,480	NT-100H-B-PE	\$6,074	NT-100H-A-PP	\$2,346	NT-100H-B-PP	\$7,186	LS-1450	1,450	LS-1450	\$856			
NT-150-A-PE	\$1,370	NT-150-B-PE	\$6,074	NT-150-A-PP	\$2,346	NT-150-B-PP	\$7,186	LS-1450	1,450	LS-1450	\$856			
NT-150H-A-PE	\$1,566	NT-150H-B-PE	\$7,418	NT-150H-A-PP	\$2,680	NT-150H-B-PP	\$9,790	LS-1900	1,900	LS-1900	\$1,090			
NT-200-A-PE	\$1,566	NT-200-B-PE	\$7,418	NT-200-A-PP	\$2,680	NT-200-B-PP	\$9,790	LS-1900	1,900	LS-1900	\$1,090			
NT-200H-A-PE	\$1,908	NT-200H-B-PE	\$9,338	NT-200H-A-PP	\$2,984	NT-200H-B-PP	\$10,544	LS-2575	2,575	LS-2575	\$1,410			
NT-275-A-PE	\$1,908	NT-275-B-PE	\$9,526	NT-275-A-PP	\$2,984	NT-275-B-PP	\$10,952	LS-2575	2,575	LS-2575	\$1,410			
NT-275H-A-PE	\$2,578	NT-275H-B-PE	\$11,424	NT-275H-A-PP	\$5,096	NT-275H-B-PP	\$13,266	LS-3300	3,300	LS-3300	\$1,868			
NT-350-A-PE	\$2,578	NT-350-B-PE	\$11,074	NT-350-A-PP	\$5,096	NT-350-B-PP	\$13,266	LS-3400	3,400	LS-3400	\$2,000			
NT-350H-A-PE	\$2,984	NT-350H-B-PE	\$12,748	NT-350H-A-PP	\$4,430	NT-350H-B-PP	\$16,482	LS-4300	4,300	LS-4300	\$2,794			
NT-500-A-PE	\$3,462	NT-500-B-PE	\$14,602	NT-500-A-PP	\$5,422	NT-500-B-PP	\$18,946	LS-5500	5,500	LS-5500	\$2,696			
NT-500H-A-PE	\$4,748	NT-500H-B-PE	\$13,848	NT-500H-A-PP	\$7,300	NT-500H-B-PP	\$19,338	LS-6500	6,500	LS-6500	\$3,058			
NT-1200-A-PE	\$13,226	NT-1200-B-PE	\$30,038	n/a	n/a	n/a	n/a	LS-12900	12,900	LS-12900	\$5,636			
NT-1500-A-PE	\$18,238	NT-1500-B-PE	\$37,846	n/a	n/a	n/a	n/a	LS-15000	15,000	LS-15000	\$7,250			
NT-2000-A-PE	\$20,452	NT-2000-B-PE	\$43,998	n/a	n/a	n/a	n/a	LS-22200	22,200	LS-22200	\$9,666			

STEP 3 ADDITIONAL OPTIONS



STEP 2 LIST PRICES: PIPE CONNECTIONS						
Connection Type	Pipe Size	1-1/2"	2"	3"	4"	6"
Plain End	Less Diptube Outlet & Vent (typ.)	\$50	\$62	\$76	\$86	\$164 (plain end only)
With Diptube Inlet (typ.)		\$144	\$152	\$162	\$230	\$294 (plain end only)
Fringed	Less Diptube Outlet & Vent (typ.)	\$136	\$156	\$196	\$258	\$348
With Diptube Inlet (typ.)		\$228	\$248	\$296	\$392	\$454

STEP 4 TELEGLIDE™ RISER ORDER GUIDE					
SCHIER MODEL	24" Adapter (included)				
	SR24	LR24	SR24 + SR24	SR24 + LR24	LR24 + LR24
NT-30H	0.3' x 2"	> 3 1/2" x 22"	> 22" x 37"	> 37.41"	> 41" x 56"
all other NT models	0.6'	> 6" x 24"	> 24" x 39"	> 39.45"	> 43" x 58"

Note: NT-1200, NT-1500 and NT-2000 have two covers and require a set of two risers upon order.

