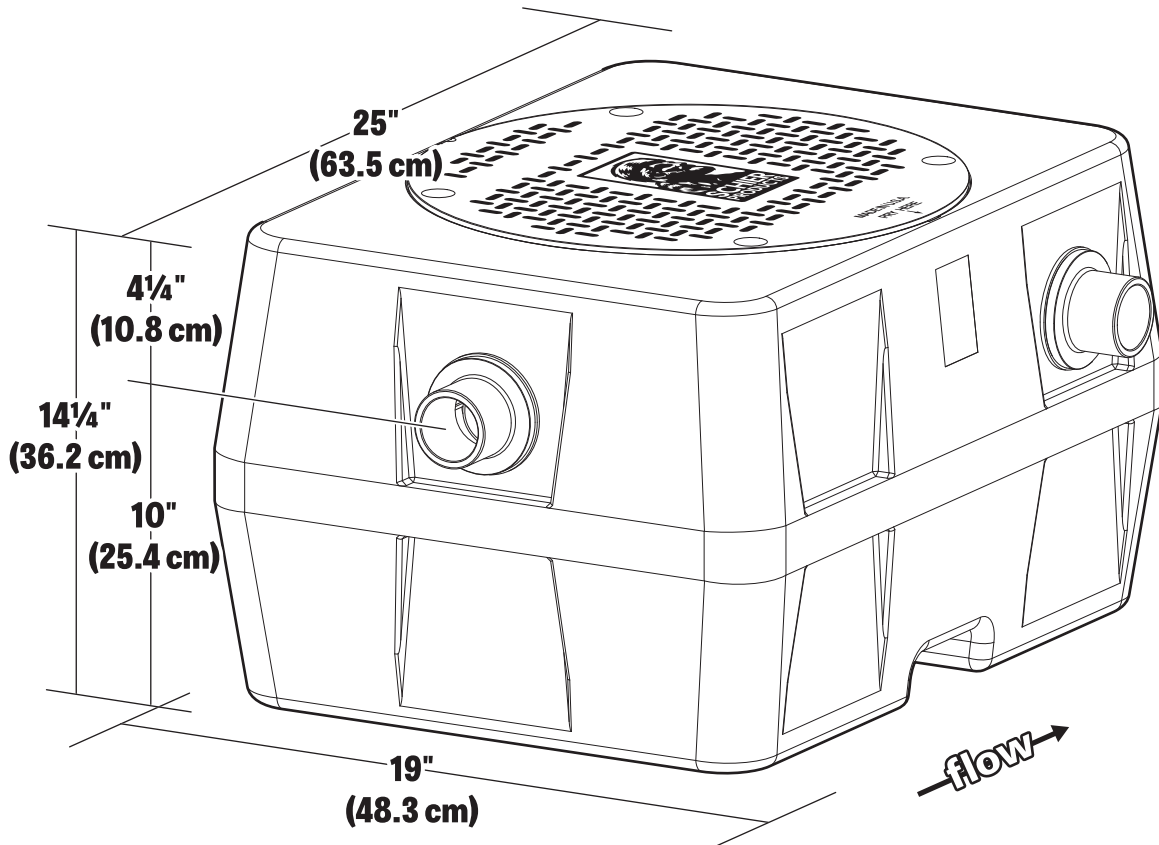


GB-15

Creat Basin™ High Efficiency Grease Interceptor Technical Data

Submittal | Special Precautions | Specifications | Installation | Application Specific Details



SUBMITTAL

STANDARD: 2" plain end inlet/outlet | Capacities - Liquid: 16 gal. (60.5 L); Grease: 74 lbs. (34 kg)(10.3 gal./39 L); Solids: 3.9 gal. (14.7 L)
Light Duty, bolted, gas/water tight polyethylene covers. (450 lbs. when direct buried, 2500 lbs. when using the SR-16 Riser)

OPTIONS:

- 2" Male Thread Inlet/Outlet
- 3" Plain End Inlet/Outlet
- 3" Male Thread Inlet/Outlet
- Pumpout Port (Small)

TeleGlide Risers

- SR16** >2-1/8" - 16"
- CC16** >2-1/8" - 16" with Integrated Membrane Clamping Collar Kit

APPROVAL:

Signature:
Date:
Company:
Specifying Engineer:
Engineering Firm:



SCHIER
LIFETIME GUARANTEED
GREASE INTERCEPTORS

MODEL NUMBER:
GB-15

DESCRIPTION: Polyethylene Grease Interceptor
15 GPM - 16 gallon capacity

PART #: 4005-001-XX

DWG BY: C. O'Boyle

DATE: 10/08/2015

REV: 2 07/07/2016

ECO:

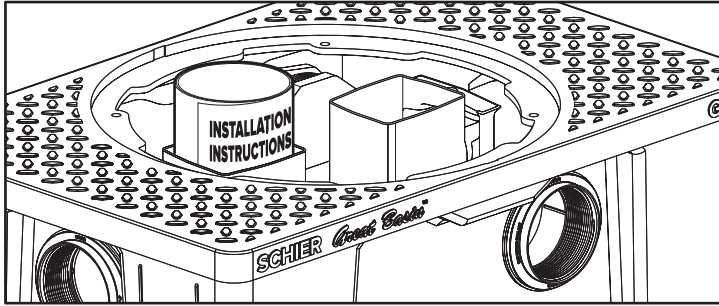


SPECIAL PRECAUTIONS

For All Schier Grease Interceptor Installations

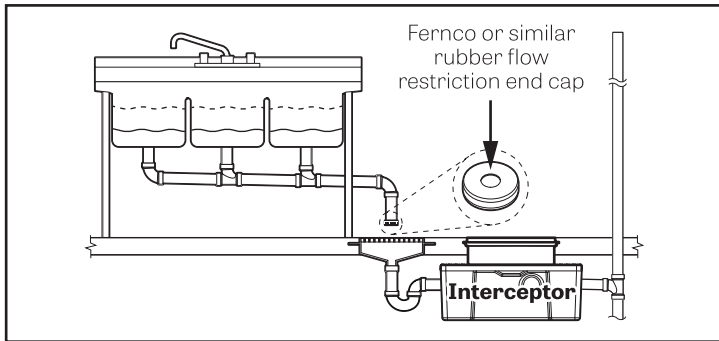
Installation Instructions

Installation instructions and additional components are located inside the interceptor. Read all instructions prior to installation. This interceptor is intended to be installed by a licensed plumber in conformance with all local codes.



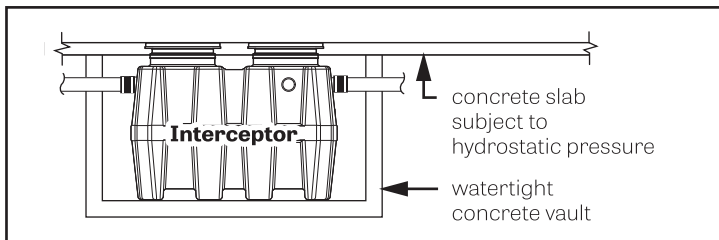
When Installing Interceptor Inside

If your dishwashing sink(s) discharges into a floor drain/sink (drain), you must regulate the flow into the drain to avoid an overflow of water onto the kitchen floor. This can be done by installing a valve or flow restriction cap on the sink piping that discharges into the drain. See drawing below for guidance. For detailed guidance on indirect connections, go to: http://webtools.schierproducts.com/Technical_Data/Indirect_Connections.pdf



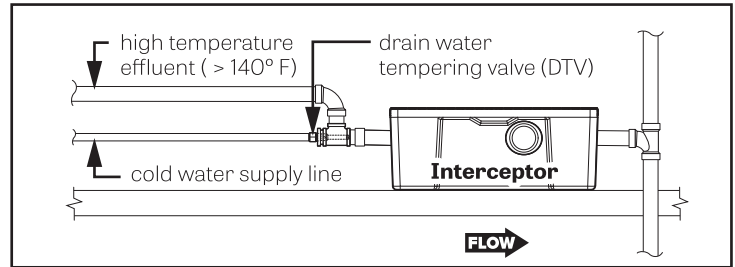
Hydrostatic Slabs (or Pressure Slabs)

When installed under a hydrostatic slab (slab designed to withstand upward lift, usually caused by hydrostatic pressure) interceptor must be enclosed in a watertight concrete vault. Failure to follow this guidance voids your warranty.



High Temperature Kitchen Water

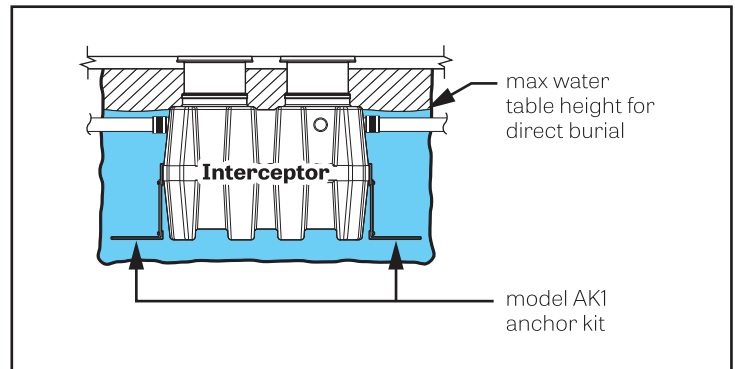
If water is entering the interceptor at excessive temperature (over 140° F), a drain water tempering valve (DTV) must be installed. Most state and local plumbing codes prohibit water above 140° F being discharged into the sanitary sewer. Water above 140° F will weaken or deform PVC Schedule 40 pipe, poly drainage fixtures like interceptors and erode the coating of cast iron (leading to eventual failure). Failure to follow this guidance voids your warranty.



High Water Table Installations

Interceptors and risers are not designed to withstand water table height in excess of the top of the unit when buried (see figure). If it is possible for this to occur, install the interceptor and risers in a water-tight concrete vault or backfill with concrete or flowable fill (wet concrete and flowable backfill should be poured in stages to avoid crushing the interceptor). At risk areas include but are not limited to tidal surge areas, floodplains and areas that receive storm water. Failure to follow this guidance voids your warranty.

Models GB-50, GB-75, and GB-250 that are direct buried in high water table scenarios must be installed with model AK1 anchor kit or warranty is void.



SCHIER
LIFETIME GUARANTEED
GREASE INTERCEPTORS

MODEL NUMBER:
GB-15

DESCRIPTION: Polyethylene Grease Interceptor
15 GPM - 16 gallon capacity

PART #: 4005-001-XX

DWG BY: C. O'Boyle

DATE: 10/08/2015

REV: 2 07/07/2016

ECO:

SPECIFICATIONS

NOTES

1. 2" plain end inlet/outlet
2. Unit weight - w/standard covers: 26 lbs. (wet weight 160 lbs)
3. Maximum operating temperature: 140° F continuous
4. Capacities - Liquid: 16 gal.; Grease: 74 lbs. (10.3 gal.); Solids: 3.9 gal.
5. Built-in Flow control.
6. For gravity drainage applications only.
7. Do not use for pressure applications.
8. Cover placement allows full access to tank for proper maintenance.
9. Vent not required unless per local code.
10. Engineered inlet and outlet diffusers are removable to inspect/clean piping.
11. Integral air relief / Anti-siphon.

DIFFUSION FLOW TECHNOLOGY

The inlet diffuser splits influent into three paths, creating laminar flow and utilizing the entire liquid volume of the tank for efficient grease separation. The calibrated openings greatly reduce effluent turbulence. The effluent enters the main chamber without disturbing the existing grease or sediment layers.

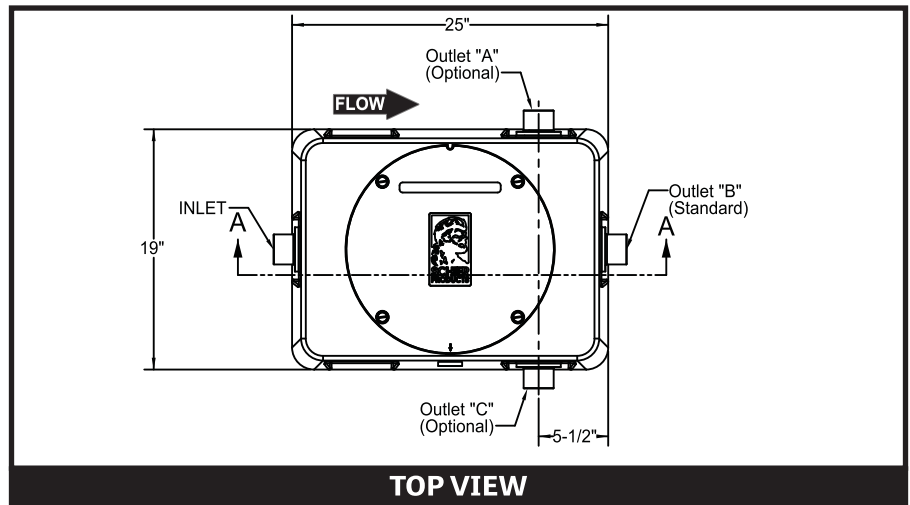
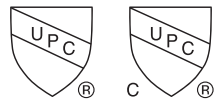
The integral air relief / anti-siphon in the top of the outlet diffuser allows pressure stabilization within the unit during operation. The bottom of the outlet diffuser allows only effluent which is free of grease to exit the tank. It can easily be attached to any of the three outlets provided to ease jobsite piping layouts.

ENGINEER SPECIFICATION GUIDE

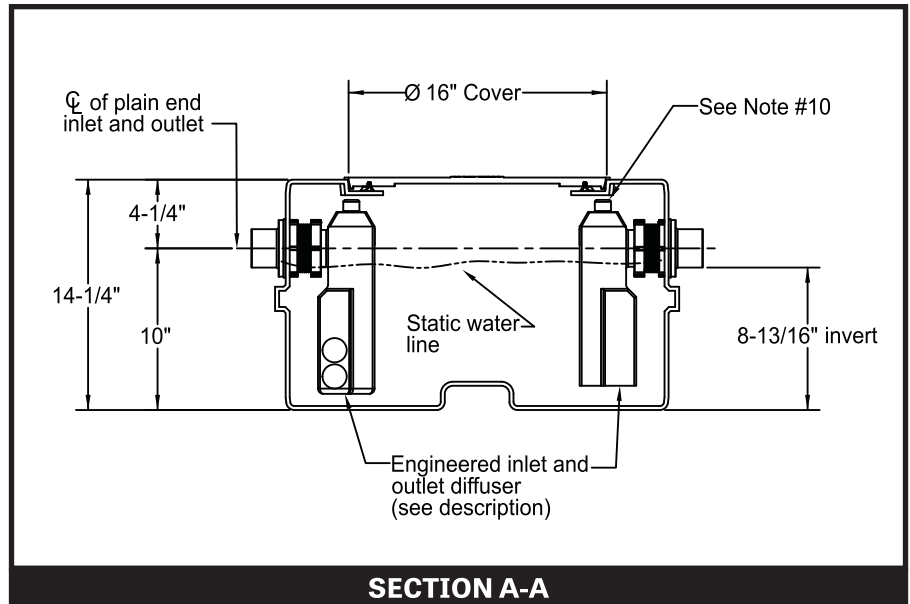
Schier Great Basin™ grease interceptor model # GB-15 shall be lifetime guaranteed and made in USA of seamless, rotationally-molded polyethylene. Interceptor shall be furnished for above or below grade installation. Interceptor shall be certified to ASME A112.14.3 (type C) and CSA B481.1, with field adjustable riser system, built-in flow control, built-in test caps and three outlet options. Interceptor flow rate shall be 15 GPM. Interceptor grease capacity shall be 74 lbs. Cover shall provide water/gas-tight seal and have minimum 450 lbs. load capacity.

CERTIFIED PERFORMANCE

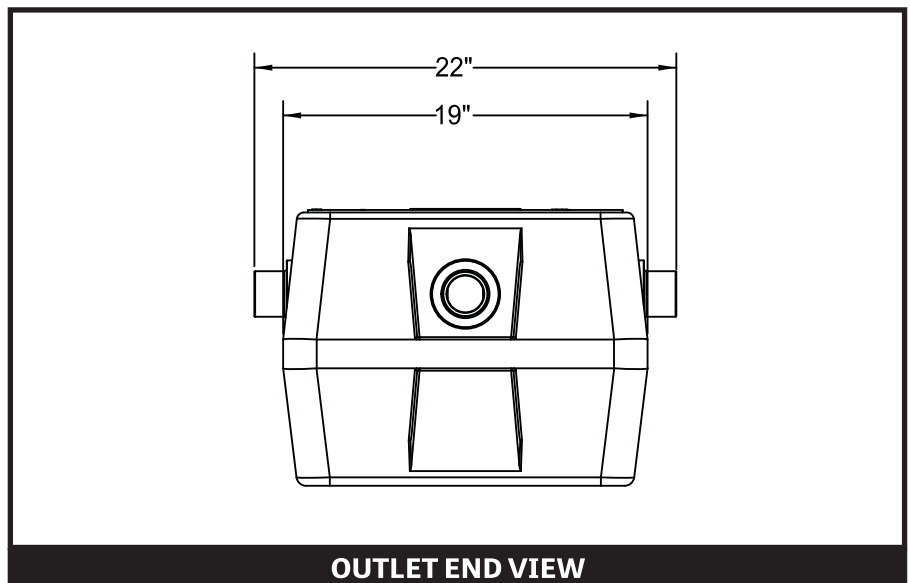
Great Basin hydromechanical grease interceptors are third party performance-tested and listed by IAPMO to ASME #A112.14.3 and CSA B481.1 grease interceptor standards and greatly exceed requirements for grease separation and storage. They are compliant to the Uniform Plumbing Code and the International Plumbing Code.



TOP VIEW



SECTION A-A



OUTLET END VIEW



SCHIER
LIFETIME GUARANTEED
GREASE INTERCEPTORS

MODEL NUMBER:
GB-15

DESCRIPTION: Polyethylene Grease Interceptor
15 GPM - 16 gallon capacity

PART #: 4005-001-XX

DWG BY: C. O'Boyle

DATE: 10/08/2015

REV: 2 07/07/2016

ECO: