

## BUILDER SERIES



60-INCH WIDE MODEL

### Geneva 3660 (Self-Rimming)

Unit Dimensions

60" wide x 36" deep x 21" high

#### Unit Features

- Vacuum Formed Acrylic or Gelcoat
- 2" Dia. End Drain (see reverse side for location)
- 2-1/2" Dia. Overflow (see reverse side for location)
- Twin, Contoured Armrests
- Pre-Leveled Block Base System
- Balsa Wood Core Floor Structure
- Textured Floor Pattern

#### Special Notes

- Whirlpool System Available (see reverse side for details)
- Air System Available (see reverse side for details)
- UL Listed Whirlpool & Air Systems
- Models Available w. Integral Tile Flange

#### Unit / System Order Number

Acrylic: TR-B-240 / 0ND (soaking tub)  
TR-B-240 / 6P (Builder System)  
TR-B-240 / CWS (Carress System)  
TR-B-240 / AR2 (Revive Air System)

#### Unit / System Order Number

Gelcoat: TRG-240 / 0ND (soaking tub)  
TRG-240 / 6P (Builder System)  
TRG-240 / CWS (Carress System)

#### System Trim

Standard 6P & CWS Trim (order code): White trim on White unit (WHT) - Bone trim on Bone unit (BON) - Biscuit trim on Biscuit unit (BSC)

## Order Number / Description

CWS: *Carress System* includes: 4-Adjustable side jets, 2-rotating foot jets, 2-micro pulse back jets, variable flow control, twin air controls, electronic system control, 13.5 amp pump/motor.

Options: In-Line Heater (1\*) (order: ILH)  
 Ozone Generator (1\*) (order: OZG)  
 Chromatherapy Pkg (1\*, 2\*) (order: CLT)  
 Water Level Sensor (1\*, 2\*) (order: LWV)  
 Trim Upgrade (1\*)  
 Chrome (order: CWS-CHR)  
 Brushed (Satin) Nickel (order: CWS-SNK)

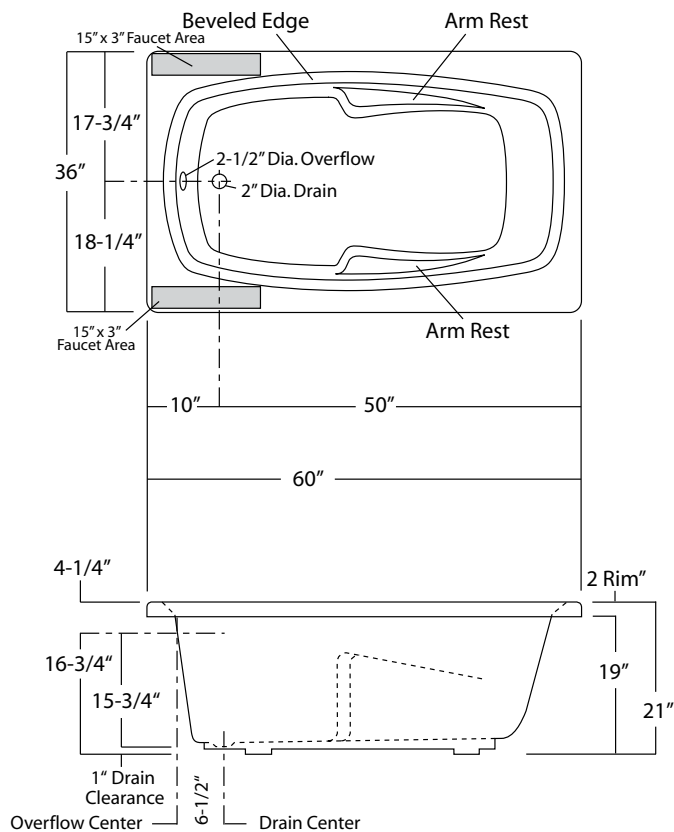
## Order Number / Description

6P: *Builder System* includes: 6-Adjustable jets, twin air controls, pneumatic system control, and 5.50 amp pump/motor.

Options: In-Line Heater (1\*) (order: ILH)  
 Ozone Generator (1\*) (order: OZG)

AR2: *Revive Air System* (3\*) includes: (52) Perimeter air ports, electronic system control, and a 12.0 amp, 600-watt blower with ceramic heater.

Notes: (1\*) Factory installed options  
 (2\*) Includes system control upgrade  
 (3\*) Available on acrylic models only



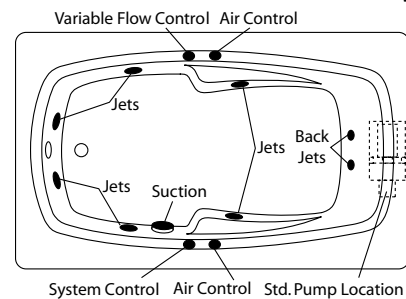
Geneva 3660: TR-B-240 / TRG-240

Sump Dimen: 48-1/4" long x 26-1/2" wide x 19" deep

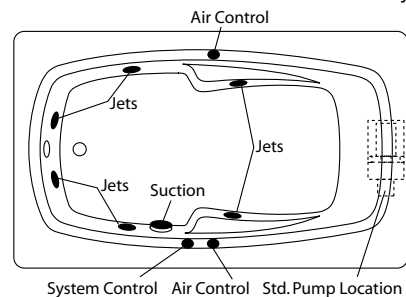
Sump Capacity: 62 gal. (unoccupied - to overflow)

Whirlpool Operating: 33 gal.

Carress System



Builder System



Revive Air System

