

Oasis WX Configured, Ramped Threshold, Roll-In Shower Compartment With (2010 ADA & ICC/ANSI A117.1-2009 Compliant) 2-Side Horizontal Bars And Folding Seat Package



Specification – Oasis one-piece FRP gelcoat shower compartment SHFW-WX-6235, having a 60 x 30-inch minimum clear interior dimension and ½-inch high maximum finished threshold with floor attachment flange on lower threshold, and expanded shower entry profile to minimize transfer space from wheelchair-to-shower seat. A factory-equipped package, in compliance with 2010 ADA Standards & ICC/ANSI A117.1-2009 for Accessible Design, shall include a horizontal bar across the side wall opposite the seat wall and back wall, a folding seat, and shower curtain rod.

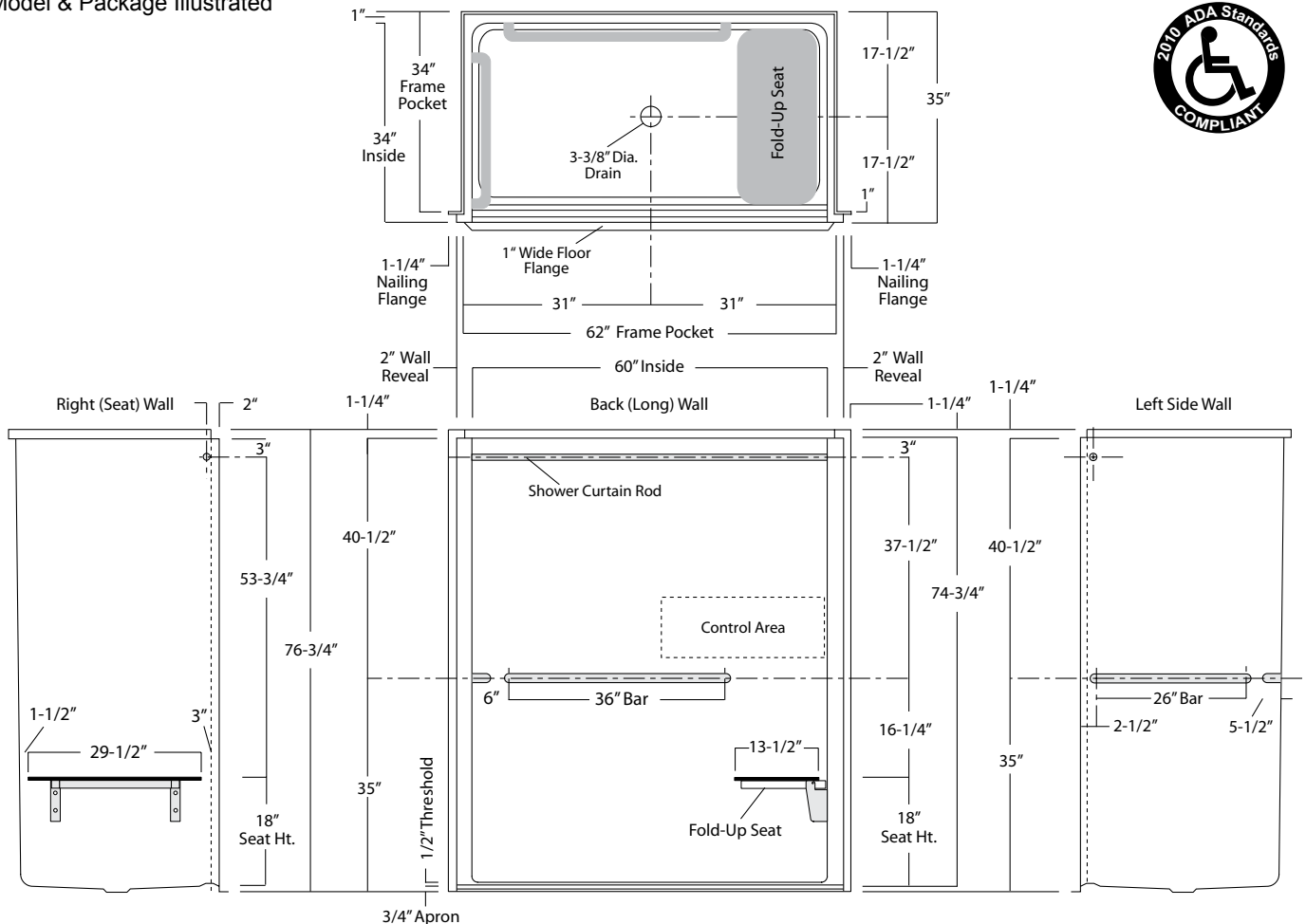
Standards Certification:

The shower compartment listed is manufactured in compliance with ANSI Z124 Standards, and certified through an ongoing, independent quality assurance and testing program.

The factory-applied grab bars and seat package are installed in compliance with 2010 ADA Standards for Accessible Design and ICC / ANSI A117.1 Standards, and certified through an independent review program.



SHFW-WX-6235 / ADA / TL-RS
(RH seat / 2-bar & seat package)
Model & Package Illustrated


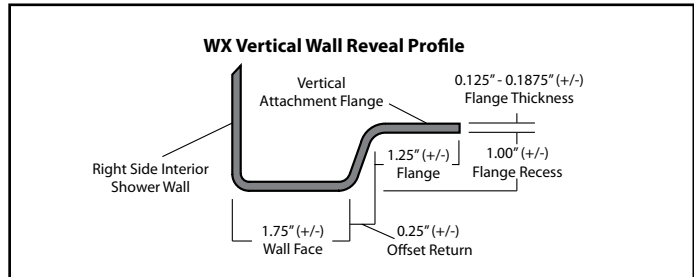
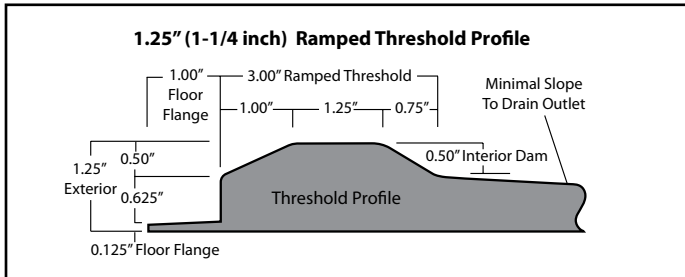


Dimensions shown are maximum. Due to the nature of the materials involved, actual unit dimensions can vary (tolerances: +0 / -3/8 inch). Oasis reserves the right to modify or discontinue product and/or associated equipment without prior written or verbal notification or obligation.

Model ID	Package Code	Description (define configuration referencing seat side)
SHFW-WX-6235	/ ADA/TL-RS (right seat)	60" x 30" minimum interior, center drain, wall face expanded, ramped 1/2-inch threshold shower with 1.50" dia. stainless steel 2-bar and seat package (horizontal back & opposite seat wall bars with folding seat) and shower curtain rod.
SHFW-WX-6235	/ ADA/TL-LS (left seat)	
DELETE / SHWR ROD-SH		Delete shower curtain rod from ADA/TL package. (DOES NOT compromise package compliance).

Package Notes:

1. Model available without listed package.
2. For 3-wall horizontal bars only package, see "ADA-RI" package code.
3. For 2-bar package without seat, see ActivLife "2BAR" package code.
4. For REINFORCEMENT ONLY replicating "TL" package with RH or LH seat reinforcement, see ActivLife "TLRF-RS" or "TLRF-LS" package code.
5. For REINFORCEMENT ONLY replicating "TL" package with dual seat reinforcement, see ActivLife "TLRF-DS" package code.
6. For REINFORCEMENT ONLY for horizontal bars (HUD/FHA-Fair Housing), see ActivLife "FH" package code.
7. For expanded reinforcement package options, (with or without listed package components), see ActivLife "3SM" and "3SF" package codes.



- Photo 1: Grab Bars: Factory-installed 1.50-inch diameter, concealed attachment, 18 gauge, #304 brushed stainless steel grab bars. Concealed attachment design provides tamper-resistance and minimizes debris collection areas at contact points, compared to common exposed flange bar designs, without compromising bar attachment integrity. (Reinforced areas include a structural core material encapsulated in FRP composite.)
- Photo 2: Shower Bench Seat: Factory-installed shower bench seat with non-porous, high-pressure laminate upper and lower surfaces, fused to high-density phenolic core. The seat area secures to an 18 gauge, #304 stainless steel framework, and easily pivots upward to store along the wall without supplemental fasteners. Heavy-duty wall (hinge) bracket design eliminates supplemental legs and is formed from 10 gauge, #304 brushed stainless steel. (Reinforced area includes a structural core material encapsulated in FRP composite.)
- Photo 3: Shower Curtain Rod: Factory-installed 1.00-inch diameter, concealed attachment, 18 gauge, stainless steel shower curtain rod with polished finished.