

Oasis WX Configured, Ramped Threshold, Roll-In Shower Compartment With (2010 ADA & ICC/ANSI A117.1-2009 Compliant) 3-Side Horizontal Bar Only Package



Specification – Oasis one-piece FRP gelcoat shower compartment SHFW-WX-6235, having a 60 x 30-inch minimum clear interior dimension and ½-inch high maximum finished threshold with floor attachment flange on lower threshold, and expanded shower entry profile to minimize transfer space. A factory-equipped package, in compliance with 2010 ADA Standards & ICC/ANSI A117.1-2009 for Accessible Design, shall include a horizontal bar across each side wall and back wall and a shower curtain rod.

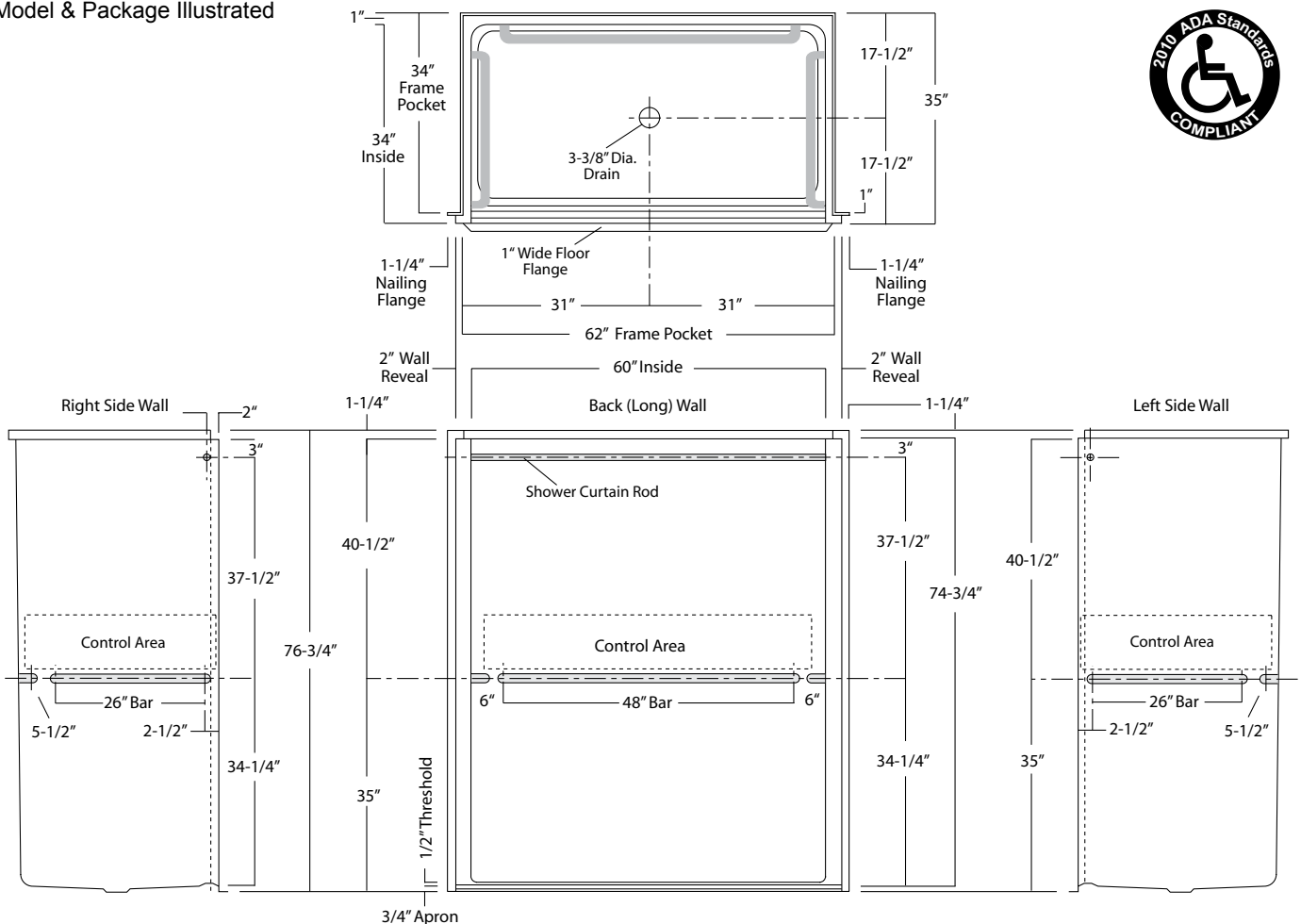
Standards Certification:

The shower compartment listed is manufactured in compliance with ANSI Z124 Standards, and certified through an ongoing, independent quality assurance and testing program.

The factory-applied grab bar package is installed in compliance with 2010 ADA Standards for Accessible Design and ICC / ANSI A117.1 Standards, and certified through an independent review program.

Oasis

SHFW-WX-6235 / ADA-RI
(3-bar package)
Model & Package Illustrated



Dimensions shown are maximum. Due to the nature of the materials involved, actual unit dimensions can vary (tolerances: +0 / -3/8 inch). Oasis reserves the right to modify or discontinue product and/or associated equipment without prior written or verbal notification or obligation.

Model ID	Package Code	Description
SHFW-WX-6235 / ADA-RI		60" x 30" minimum interior, center drain, wall face expanded, ramped 1/2-inch threshold shower with 1.50" dia. stainless steel 3-bar package (single horizontal bar on right hand, left hand and back walls) with shower curtain rod.
	DELETE / SHWR ROD-SH	Delete shower curtain rod from ADA-RI package. (DOES NOT compromise package compliance).

Package Notes:

1. Model available without listed package.
2. For 2 horizontal bars and folding seat package, see "ADA/TL" package code.
3. For 2-bar package without seat, see ActivLife "2BAR" package code.
4. For REINFORCEMENT ONLY replicating "TL" package with RH or LH seat reinforcement, see ActivLife "TLRF-RS" or "TLRF-LS" package code.
5. For REINFORCEMENT ONLY replicating "TL" package with dual seat reinforcement, see ActivLife "TLRF-DS" package code.
6. For REINFORCEMENT ONLY for horizontal bars (HUD/FHA-Fair Housing), see ActivLife "FH" package code.
7. For expanded reinforcement package options, (with or without listed package components), see ActivLife "3SM" and "3SF" package codes.


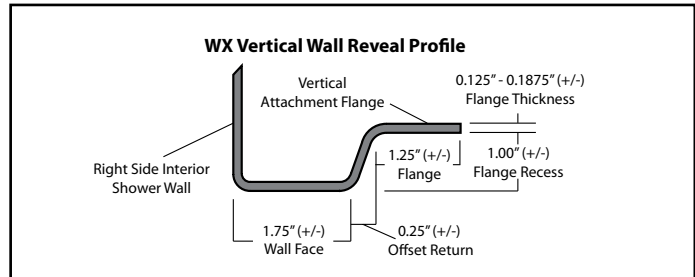
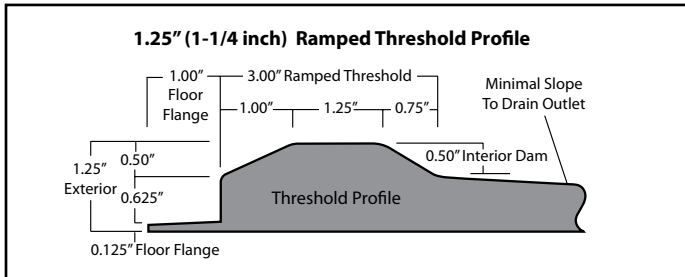


Photo 1: Grab Bars: Factory-installed 1.50-inch diameter, concealed attachment, 18 gauge, #304 brushed stainless steel grab bars. Concealed attachment design provides tamper-resistance and minimizes debris collection areas at contact points, compared to common exposed flange bar designs, without compromising bar attachment integrity. (Reinforced areas include a structural core material encapsulated in FRP composite.)

Photo 2: Shower Curtain Rod: Factory-installed 1.00-inch diameter, concealed attachment, 18 gauge, stainless steel shower curtain rod with polished finished.