



MUSTEE
Preferred by the "Pros"

DURABASE® Fiberglass Shower Floors Rectangular, Single Threshold

SEE PAGES 2-3 FOR A LIST OF ACCESSORIES!



Design features:

- Sturdy, 1-piece molded fiberglass construction — ribbed underbody for extra strength, slip resistant Starburst® surface
- Integral molded drain with seal for connection to 2" Sch. #40 ABS, PVC or iron DWV sanitary drain pipe. See optional drain seals for 1-1/2" pipe and 2" copper — removable strainer
- Available in White, Biscuit and Bone (see chart below)
- Semi-gloss surface — resistant to mold and mildew, easy to clean
- Designed to be used with Mustee's DURAWALL® shower walls, ceramic tile or preformed wall kit

Code Accepted

- International Association of Plumbing and Mechanical Officials® (IAPMO®)
- Warnock Hersey® (Canada) Listed – CSA test standards Shower Floor
- American National Standards Institute (ANSI) - Specification ANSI Z 124-2011
- American Society of Testing and Materials (ASTM) – D.635, E-84 and E-162
- CAN/ULC S102-07 Burn and Smoke Test

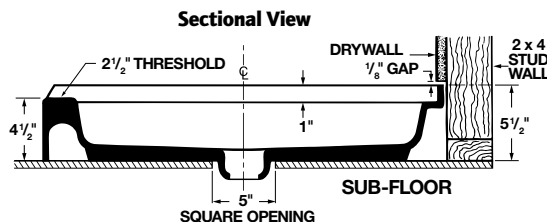
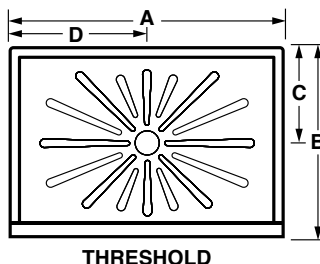
Specifications

Model	Nom. Size	Color	UPC	A	B	C	D
3248M	32" x 48"	White	6 71031 00085 9	48"	32"	16"	24"
3248BN	32" x 48"	Bone	6 71031 00083 5	48"	32"	16"	24"
3248BT	32" x 48"	Biscuit	6 71031 00351 5	48"	32"	16"	24"
3254M	32" x 54"	White	6 71031 00091 0	54"	32"	16"	27"
3260M	32" x 60"	White	6 71031 00094 1	60"	32"	16"	30"
3442M	34" x 42"	White	6 71031 00105 4	42"	34"	17"	21"
3442BN	34" x 42"	Bone	6 71031 00103 0	42"	34"	17"	21"
3442BT	34" x 42"	Biscuit	6 71031 00369 0	42"	34"	17"	21"
3448M	34" x 48"	White	6 71031 00112 2	48"	34"	17"	24"
3448BN	34" x 48"	Bone	6 71031 00108 5	48"	34"	17"	24"
3448BT	34" x 48"	Biscuit	6 71031 00352 2	48"	34"	17"	24"
3454M	34" x 54"	White	6 71031 00118 4	54"	34"	17"	27"
3460M	34" x 60"	White	6 71031 00123 8	60"	34"	17"	30"
3460BN	34" x 60"	Bone	6 71031 00121 4	60"	34"	17"	30"
3460BT	34" x 60"	Biscuit	6 71031 00376 8	60"	34"	17"	30"
4236M	42" x 36"	White	6 71031 00344 7	36"	42"	21"	18"

Drain assembly sold separately for the following Shower Floors:

3060L	30" x 60"	White	6 71031 00357 7	60"	30"	15"	8-1/2"
3060R	30" x 60"	White	6 71031 00355 3	60"	30"	15"	8-1/2"
3060LBN	30" x 60"	Bone	6 71031 00358 4	60"	30"	15"	8-1/2"
3060RBN	30" x 60"	Bone	6 71031 00356 0	60"	30"	15"	8-1/2"

General: Furnish and install as shown on plans. DURABASE® rectangular, single threshold shower floor model _____ as manufactured by E.L. Mustee & Sons, Inc. Floor to be one-piece, molded fiberglass, made with matched metal molds. Surface to be slip-resistant Starburst® design that does not interfere with the flow of water. Size _____" x _____". Shoulder will be no less than 3" high or less than 1" wide. Tiling flange will extend not less than 1" higher than the threshold which provides an integral molded water barrier. Threshold will be not less than 4 1/2" high. Molded-in drain and drain seal for installation of 2" iron DWV (Sch. 40) PVC or ABS sanitary drain pipe. Removable strainer. Shall meet ANSI Z 124-2011. Color: _____ (White, Bone, Biscuit)



E.L. Mustee & Sons, Inc. • 5431 West 164th Street • Brook Park, OH 44142 • Phone: 216.267.3100 • Fax: 216.267.9997
E-mail: info@mustee.com • Web: www.mustee.com • Proudly made in the USA

Notice: Our continuous commitment to product improvement may result in changes to product specifications without notice. Patents pending. Made and Printed in U.S.A.



Mustee's DURABASE® Shower Floors are just the beginning of a beautiful shower space that can be created in virtually any location. The accessory products presented here will help you build the shower of your dreams, starting with Mustee's renown DURABASE® Shower Floors.


GapSeal-Pro™ — FOR ALL SHOWER FLOORS AND BATHTUBS



Model No.	Description	UPC
60.320A	132" long x 2" tall	6 71031 00496 3

The flexible PVC GapSeal-Pro™ features a strong adhesive strip that allows it to be easily positioned to "extend" tile flange and effectively seal the gap between drywall or like-surfaces on shower floors or bathtubs. Patent pending.

Drain Seals



Model No.	Description	UPC
32.404	Drain Seal for 2" copper pipe	6 71031 00313 3
32.405	Drain Seal for 1-1/2" ABS/PVC pipe	6 71031 00397 3

Designed to effectively seal the connection between DWV piping and the molded-in drain for all DURABASE® shower floors.

Strainers



Model No.	Description
34.301	Strainer – Stainless steel
42.322	Strainer – Molded plastic - White
42.323	Strainer – Molded plastic - Bone
42.326	Strainer – Molded plastic - Chrome
42.327	Strainer – Molded plastic - Gold

Premium grade, removable strainers.

572T VARISTONE™ — 5 PANEL SQUARE SHOWER WALLS, ADHESIVE-MOUNT



Model No.	Description	Fits DURABASE®	UPC (for wall)
572TWHT	Widths to 60"; Depths to 34" or widths to 39"; Depths to 42"	3248M, 3254M, 3260M, 3442M, 3448M, 3454M, 3460M, 4236M, 3060L, 3060R	6 71031 00420 8
572TBN	Widths to 60"; Depths to 34" or widths to 39"; Depths to 42"	3248BN, 3442BN, 3448BN, 3454BN, 3460BN, 3060LBN, 3060RBN	6 71031 00421 5

748-32 DURAWALL® — PREMIUM FIBERGLASS 3-PANEL RECTANGULAR SHOWER WALLS, DIRECT TO STUDWALL MOUNT



Model No.	Description	Fits DURABASE®	UPC (for wall)
748-32WHT	48" wide; 32" deep	3248M	6 71031 00338 6
748-32BN	48" wide; 32" deep	3248BN	6 71031 00339 3

748-34 DURAWALL® — PREMIUM FIBERGLASS 3-PANEL RECTANGULAR SHOWER WALLS, DIRECT TO STUDWALL MOUNT



Model No.	Description	Fits DURABASE®	UPC (for wall)
748-34WHT	48" wide; 34" deep	3448M	6 71031 00213 6
748-34BN	48" wide; 34" deep	3448BN	6 71031 00211 2





MUSTEE
Preferred by the "Pros"

DURABASE® Fiberglass Shower Floors Rectangular, Single Threshold Accessories

247 DURAWALL® — DELUXE THERMOPLASTIC 5-PANEL RECTANGULAR SHOWER WALLS, ADHESIVE MOUNT



Model No.	Description	Fits DURABASE®	UPC (for wall)
247WHT	Widths to 48"; Depths to 42"	3248M, 3442M, 3448M	6 71031 00048 4

260 DURAWALL® — DELUXE THERMOPLASTIC 5-PANEL RECTANGULAR SHOWER WALLS, ADHESIVE MOUNT



Model No.	Description	Fits DURABASE®	UPC (for wall)
260WHT	Widths to 60"; Depths to 40"	3248M, 3254M, 3260M, 3442M, 3454M, 3460M, 3060L, 3060R	6 71031 00053 8
260BN	Widths to 60"; Depths to 40"	3248BN, 3442BN, 3448BN, 3454BN, 3460BN, 3060LBN, 3060RBN	6 71031 00050 7

265 DURAWALL® — DELUXE THERMOPLASTIC 5-PANEL RECTANGULAR SHOWER WALLS, ADHESIVE MOUNT



Model No.	Description	Fits DURABASE®	UPC (for wall)
265WHT	Widths to 71"; Depths to 41-1/2"	3248M, 3254M, 3260M, 3442M, 3448M, 3454M, 3460M, 3060L, 3060R	6 71031 00478 9

STYLEMATE® — BY-PASS FRAMED AND BY-PASS FRAMELESS ENCLOSURES



Model No.	Finish	Glass	Fits DURABASE®	UPC (for enclosure)
Framed Design				
48.403	Chrome	Clear	3448M, 3248M	6 71031 00466 6
48.404	Brushed Nickel	Clear	3448M, 3248M	6 71031 00467 3
48.405	Oil-Rubbed Bronze	Clear	3448M, 3248M	6 71031 00468 0
Frameless Design				
48.406	Chrome	Clear	3448M, 3248M	6 71031 00469 7
48.407	Brushed Nickel	Clear	3448M, 3248M	6 71031 00470 3
48.408	Oil-Rubbed Bronze	Clear	3448M, 3248M	6 71031 00471 0
Framed Design				
60.401	Chrome	Clear w/Stripes	3260M, 3460M, 3060 (L/R)	6 71031 00367 6
60.403	Chrome	Clear	3260M, 3460M, 3060 (L/R)	6 71031 00472 7
60.404	Brushed Nickel	Clear	3260M, 3460M, 3060 (L/R)	6 71031 00473 4
60.405	Oil-Rubbed Bronze	Clear	3260M, 3460M, 3060 (L/R)	6 71031 00474 1
Frameless Design				
60.406	Chrome	Clear	3260M, 3460M, 3060 (L/R)	6 71031 00475 8
60.407	Brushed Nickel	Clear	3260M, 3460M, 3060 (L/R)	6 71031 00476 5
60.408	Oil-Rubbed Bronze	Clear	3260M, 3460M, 3060 (L/R)	6 71031 00477 2



MUSTEE

E.L. Mustee & Sons, Inc. • 5431 West 164th Street • Brook Park, OH 44142 • Phone: 216.267.3100 • Fax: 216.267.9997
E-mail: info@mustee.com • Web: www.mustee.com • Proudly made in the USA

Notice: Our continuous commitment to product improvement may result in changes to product specifications without notice. Patents pending. Made and Printed in U.S.A.