

## DESCRIPTION

- 1/2" IPS or CC connections
- Inlet and Outlets ports aligned

## OPERATION

- Rotary 360° handle operation
- Detents at each flow position

## CARTRIDGE

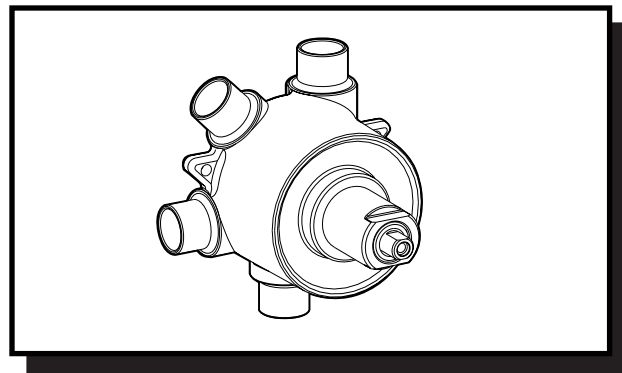
- Ceramic disc cartridge

## STANDARDS

- Third party certified by CSA to meet CSA B-125, ASME A112.18.1M and all applicable requirements referenced therein

## WARRANTY

- Warranted for two years against material or manufacturing defects
- Lifetime limited warranty against leaks and drips

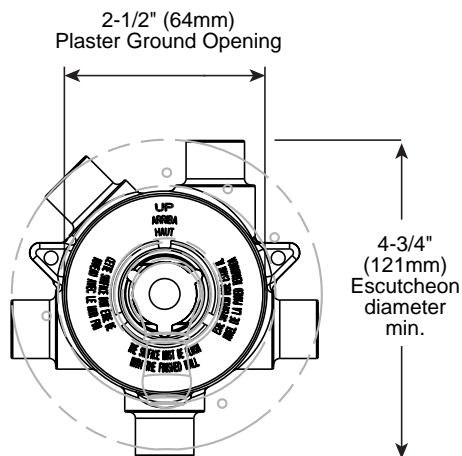


### 5-Function Transfer Valve Only

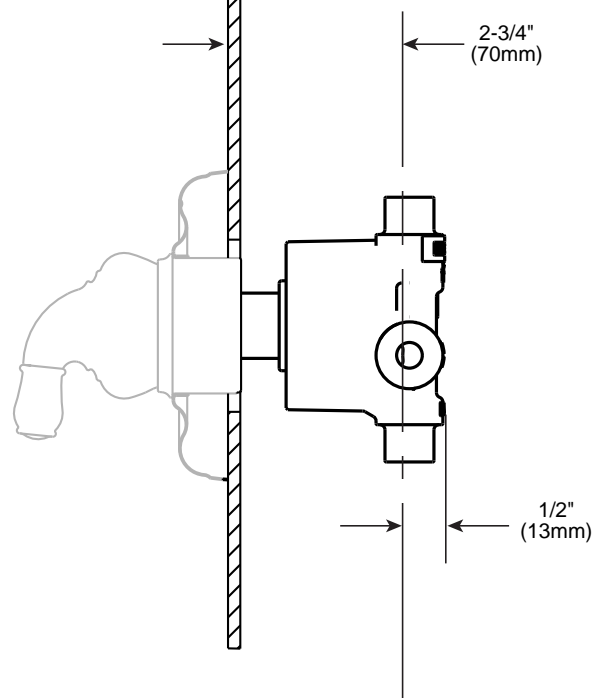
**Models: 3500, 3530**

**(3530 shown with RT4130 Trim/AT4130 Trim)**

**NOTE: See reverse side for illustrated parts.**



Thin Wall Application 3/16" typ.  
Thick Wall Application 2" typ.



## CRITICAL DIMENSIONS

(DO NOT SCALE)