



Buy it for looks. Buy it for life.®

# Specifications

## SINK DESCRIPTION

- Manufactured of 20 gauge, type 301 nickel-bearing stainless steel
- Large bowl is 14" x 16" x 7", smaller bowl is 7-1/2" x 16" x 5"
- The sink ledge has one fixture mounting hole.
- Has two 3-1/2" diameter recessed drain openings
- Soundshield undercoating maximizes sound deadening and inhibits condensation
- The exposed surfaces are polished to a lustrous satin tone finish
- Includes all necessary mounting hardware

## CUT OUT DIMENSIONS

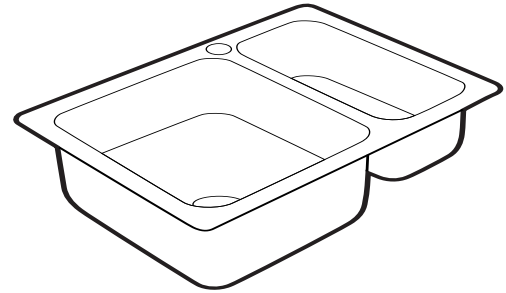
- Cut out dimensions are 24-3/4" x 17-7/8", with a 3/4" corner radius. A tolerance of plus or minus 1/16" is acceptable

## STANDARDS

- Third party certified to CSA B45 and ASME A112.19.3 and all applicable specifications referenced therein.

## WARRANTY

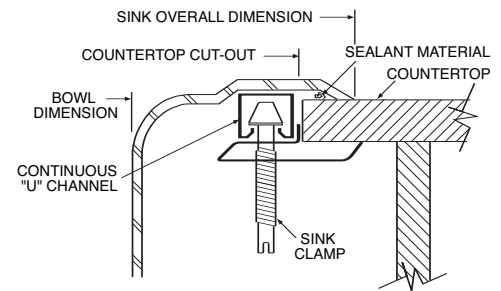
- Warranted for ten years against material or manufacturing defects



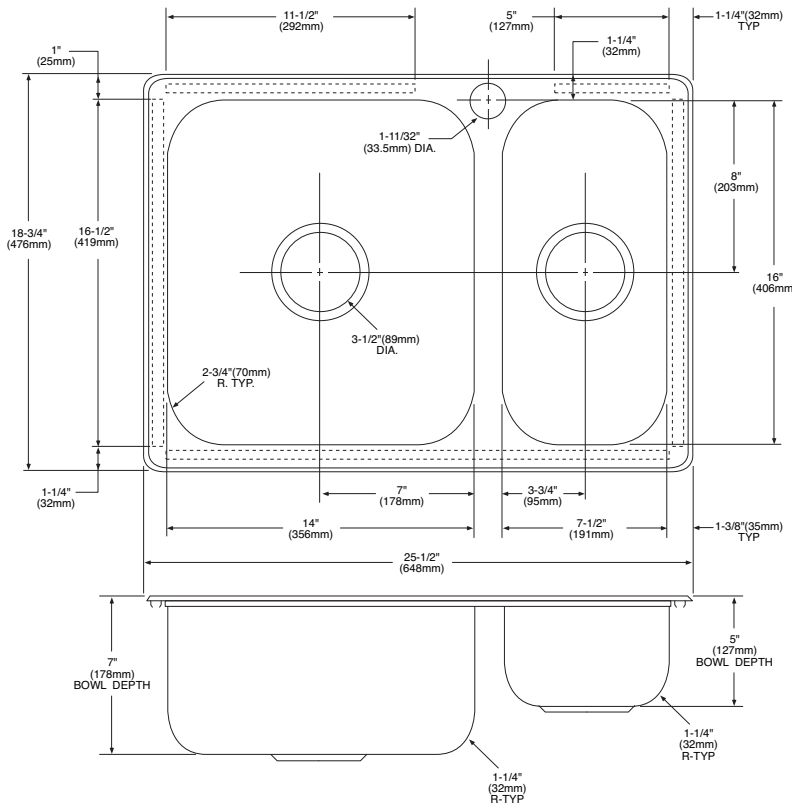
**Camelot®  
Double Bowl Bar Sink**

**Model: 22236**

**(KSR-2518-1)**



**Installation Detail**



## CRITICAL DIMENSIONS

(DO NOT SCALE)

FOR MORE INFORMATION CALL: 1-800-BUY-MOEN

[www.moen.com](http://www.moen.com)