

Product Information

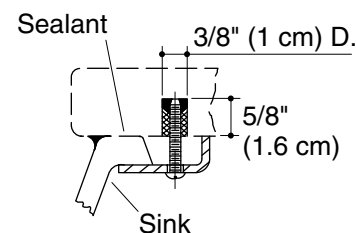
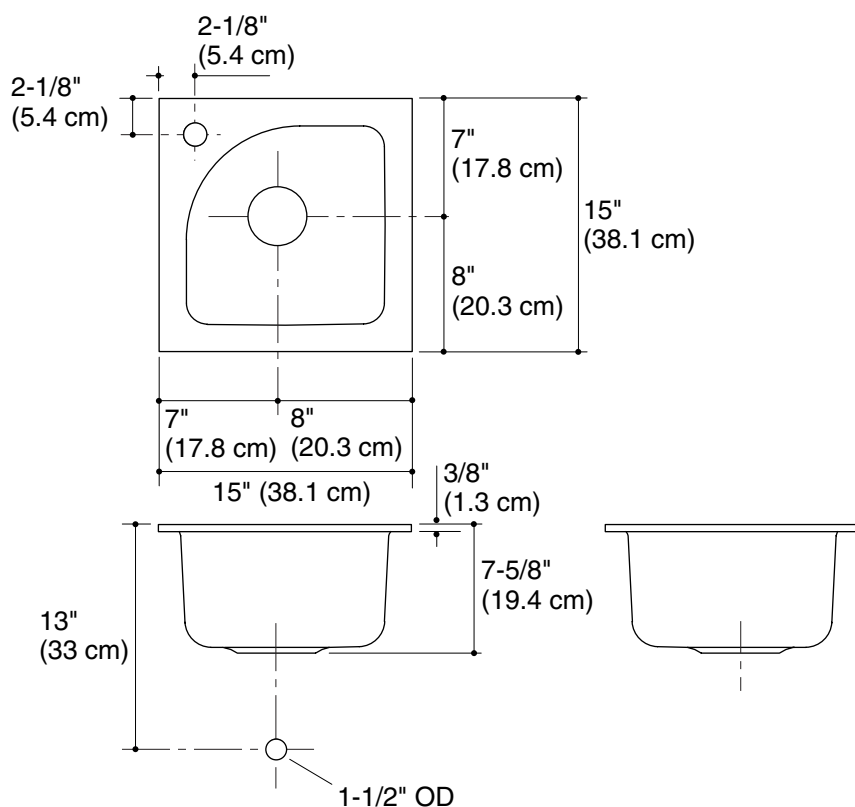
Applicable product:	
Single-hole sink	K-5902-1U
Fixture*:	
Basin area	12" (30.5 cm) x 12" (30.5 cm)
Water depth	7" (17.8 cm)
Drain hole	3-5/8" (9.2 cm) D.
Faucet hole	2-3/8" (6 cm) D.
* Approximate measurements for comparison only.	
Optional accessories:	
Hardwood cutting board	K-5906
Duostrainer® sink strainer	K-8801
Included components:	
Lavatory clamp accessory pack	52047
Cut-out template	112823-7

Installation Notes

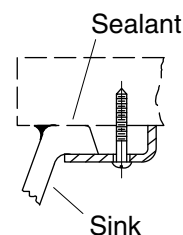
Install this product according to the installation guide.

Supplied basin clamp assemblies require 1" (2.5 cm) minimum countertop thickness. Installer must supply anchors for thinner countertops.

Fixture dimensions are nominal and conform to tolerances in ASME Standard A112.19.1M.



Marble Slab Installation



Wood Counter Installation

Note: Waterproof the unprotected overhang area on the underside of a wood counter.