



# Cimarron®

## Comfort Height® Toilet

### K-3609

#### Features

- Two-piece toilet.
- Elongated bowl offers added room and comfort.
- Comfort Height® feature offers chair-height seating that makes sitting down and standing up easier for most adults.
- 1.28 gallons per flush (gpf).
- Left-hand Polished Chrome trip lever included.
- Combination consists of the K-4309 bowl and the K-4421 tank.
- Coordinates with other products in the Cimarron collection.

#### Technology

- Single-flush gravity uses the force of gravity and a precision-engineered tank, bowl, and trapway to create a strong siphon during flushing.
- AquaPiston canister allows water to flow into the bowl from all sides (360 degrees), increasing the power and effectiveness of the flush.
- Durable canister design has 90% less exposed seal material than a 3-inch flapper, for leak-free performance.
- Light-touch canister flush requires a lower actuation force than a flapper.
- AquaPiston canister flush valve optimizes flush performance and resists warping and deterioration.

#### Installation

- Standard 12-inch rough-in.
- DryLock™ System saves installation time and helps prevent water leakage.
- Seat and supply line not included.

#### Water Conservation & Rebates

- WaterSense® toilets meet strict EPA flushing guidelines, including using at least 20 percent less water than 1.6-gallon toilets.
- Eligible for consumer rebates in some municipalities.
- This product meets water savings requirements for CALGreen and Colorado SB 14-103.

#### Recommended Accessories

K-4636 Cachet® Quiet-Close™ Elongated Toilet Seat  
K-5588 Purefresh® Elongated Toilet Seat  
K-4108 C3®-230 Elongated Cleansing Toilet Seat  
K-5420 Low-Profile Bolt Caps  
K-9466-L Left-Hand Trip Lever  
K-9470-L Left-Hand Trip Lever  
1023457 Wax Ring/Hardware Kit  
1265114 Connector Hose



ADA CSA B651 OBC

#### Codes/Standards








ASME A112.19.2/CSA B45.1  
DOE - Energy Policy Act 1992  
EPA WaterSense®  
California Energy Commission (CEC)  
ADA  
ICC/ANSI A117.1  
CSA B651  
OBC

#### KOHLER® One-Year Limited Warranty

See website for detailed warranty information.

#### Available Color/Finishes

*Color tiles intended for reference only.*

Color	Code	Description
	0	White
	96	Biscuit
	47	Almond
	NY	Dune
	95	Ice™ Grey
	G9	Sandbar
	7	Black Black™

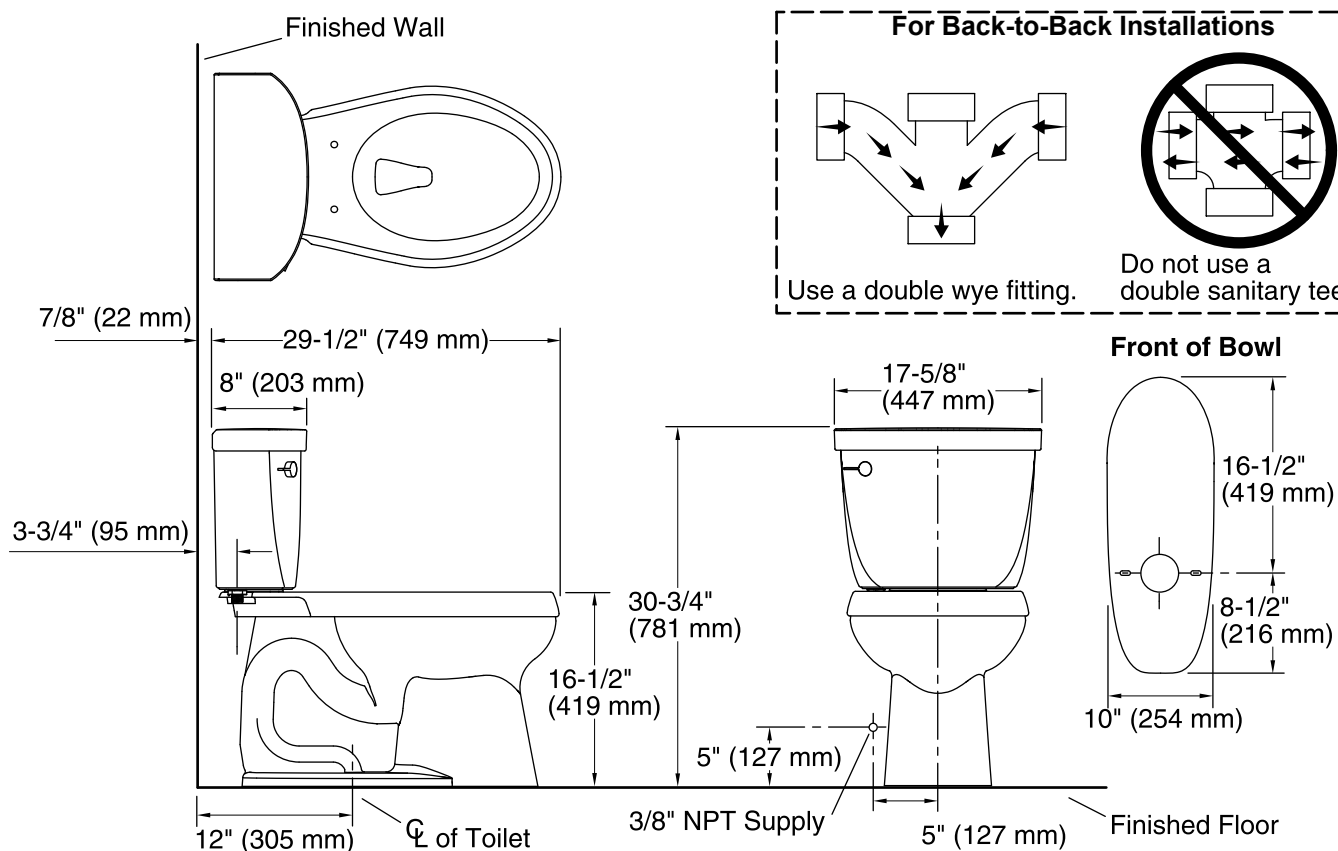
1-800-4KOHLER (1-800-456-4537)

Kohler Co. reserves the right to make revisions without notice to product specifications.

For the most current Specification Sheet, go to [www.kohler.com](http://www.kohler.com).

12-4-2018 12:47 - US/CA/MX

THE BOLD LOOK  
OF **KOHLER**®



## Technical Information

All product dimensions are nominal.

Toilet type:	Two-piece, Floor-mount
Waste Outlet:	Floor
Bowl shape:	Elongated front
Flush type:	AquaPiston®
Trap passageway:	2-1/8" (54 mm)
Water Consumption	
Full:	1.28 gpf (4.8 lpf)
Water surface size:	10-1/2" x 7-7/8" (267 mm x 200 mm)
Rim to water surface:	6-3/8" (162 mm)
Rough-in:	12
Seat-mounting holes:	5-1/2" (140 mm)

## Notes

Install this product according to the installation instructions.

For back-to-back toilet installations: Use only a 45° double wye fitting.

ADA, OBC, CSA B651 compliant when installed to the specific requirements of these regulations.

Plumbing codes may require elongated toilets and elongated, open-front seats in public bathrooms.

Accessibility standards may require controls to be located on the open side of the toilet.