

ELKAY[®]

SPECIFICATIONS

Asana™ Vessel Sink Model ECU15ACH

GENERAL

Highest quality lavatory sink hand fabricated from #16 (1.6mm) gauge genuine, uncoated copper that will continue to age and tarnish naturally. Mounts above countertop.

DESIGN FEATURES

Bowl Depth: 6-1/4" (159mm).

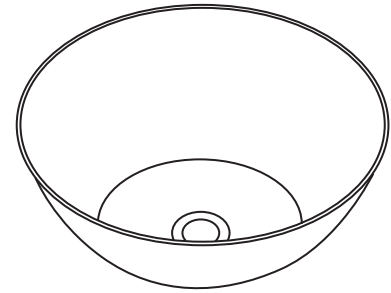
Overall Height: 6-1/2" (165mm).

Finish: Antique Hammered Copper.

OTHER

Drain Opening: 1-1/2" (38mm).

Installation: Requires professional installation. Mounts on top of the countertop or partially recessed depending on consumer's preference using drain fitting (supplied by others). Product does not have an overflow. Observe all local codes.

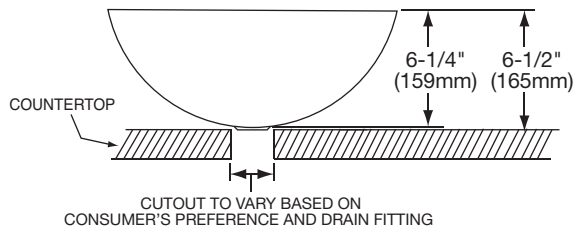
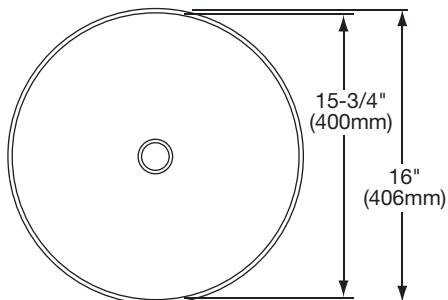


Model ECU15ACH

SINK DIMENSIONS

Model Number	Outside Diameter	Inside Diameter	Bowl Depth	Minimum Cabinet Size
ECU15ACH	16 (406mm)	15 ³ / ₄ (400mm)	6 ¹ / ₄ (159mm)	21 (533mm)

Due to the handcrafted nature of this sink, the dimensions are approximate and may vary.



In keeping with our policy of continuing product improvement, Elkay reserves the right to change product specifications without notice. Please visit elkayusa.com for most current version of Elkay product specification sheets.

This specification describes an Elkay product with design, quality and functional benefits to the user. When making a comparison of other producers' offerings, be certain these features are not overlooked.

Elkay

elkayusa.com

2222 Camden Court
Oak Brook, IL 60523

Printed in U.S.A.
©2008 Elkay

(Rev. 7/08) 1-254A