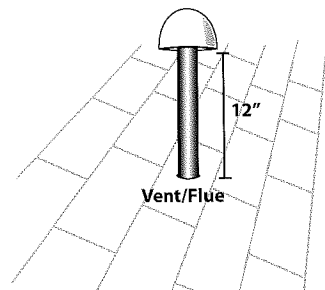


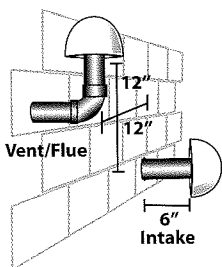
Vertical Termination (Dual Pipe)



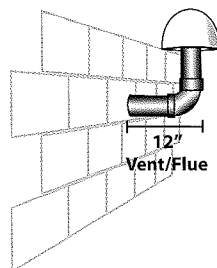
Vertical Termination (Single Pipe)

EC-1

Installation Instructions



Horizontal Termination (Dual Pipe)



Horizontal Termination (Single Pipe)

IMPORTANT NOTICE

The EC-1 is designed for VERTICAL venting of 90% + High Efficiency gas appliances which vent with standard PVC or ABS Plastic Pipe.

Although it can be used for HORIZONTAL venting applications by extending the pipe from the building structure and adding a 90 degree elbow in the Up position. Then install the EC-1 on to the elbow as demonstrated in the diagrams on other side. Always install Vent Flue at least 12" above roof or snow line.

- Fits 1 1/2", 2" and 3" PVC pipe.
- Can be used on both Intake and Vent Flue.
- Installs with standard PVC Cement.
- Install with at least 12" clearance from roof or snow line.
- Install Vent Flue at least 12" above Intake.
- DO NOT USE in conjunction with a concentric vent termination kit.