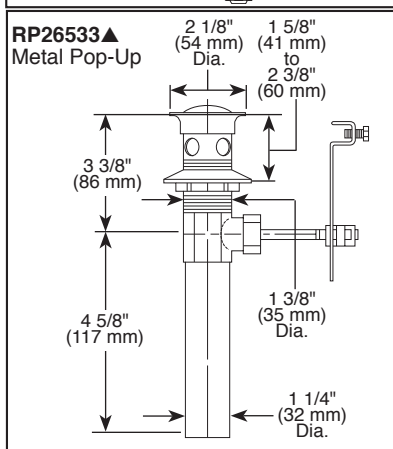
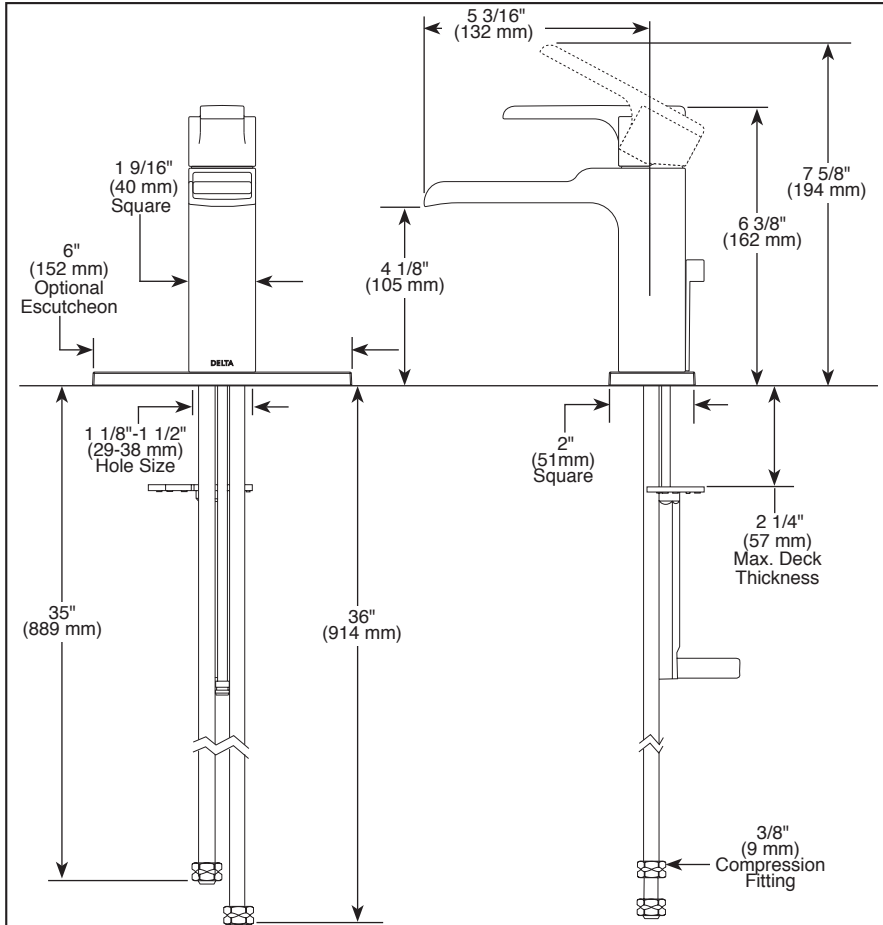


Submitted Model No.: _____

Specific Features: _____



▲ Designate Proper Finish Suffix

Delta reserves the right (1) to make changes in specifications and materials, and (2) to change or discontinue models, both without notice or obligation. Dimensions are for reference only. See current full-line price book or www.deltafaucet.com for finish options and product availability.

DSP-L-568LF-MPU Rev. A



LAVATORY FAUCETS

- Ara™ Bath Collection
- Single Handle Deck Mount
- 1 or 3 Hole Sink Mount
(Optional 6" Escutcheon Included)

STANDARD SPECIFICATIONS:

- Lever handle. Control mechanism is the ceramic disc cartridge.
- 1 or 3 hole installation.
- 5 3/16" (132 mm) long reach on spout.
- Red/blue markings on handle for hot/cold identification.
- Control handle shall return to neutral position when valve is turned off.
- 3/8" O.D. straight, staggered pex supply tubes 35" (889 mm) and 36" (914 mm) long.
- Maximum flow rate 1.32 gpm @ 60 PSI.
- Models have metal drain with pop-up type fitting with plated flange and stopper.

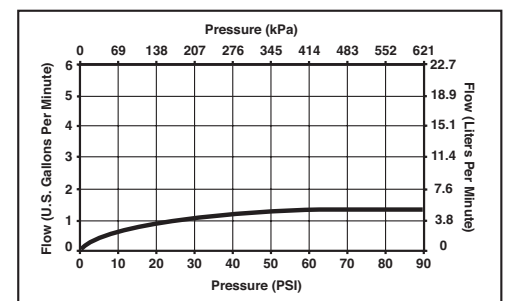
WARRANTY

- Lifetime limited warranty on parts (other than electronic parts and batteries) and finishes: or, for commercial users, for 5 years from date of purchase.
- 5 year limited warranty on electronic parts (other than batteries); or, for commercial users, for 1 year from the date of purchase. No warranty is provided on batteries.



COMPLIES WITH:

- ASME A112.18.1 / CSA B125.1
- ASME A112.18.2 / CSA B125.2
- Indicates compliance to ICC/ANSI A117.1
- EPA WaterSense®
- Verified compliant with .25% weighted average Pb content regulations.



55 E. 111th Street, Indianapolis, Indiana 46280
350 South Edgeware Road, St. Thomas, ON N5P 4L1
© 2013 Masco Corporation of Indiana