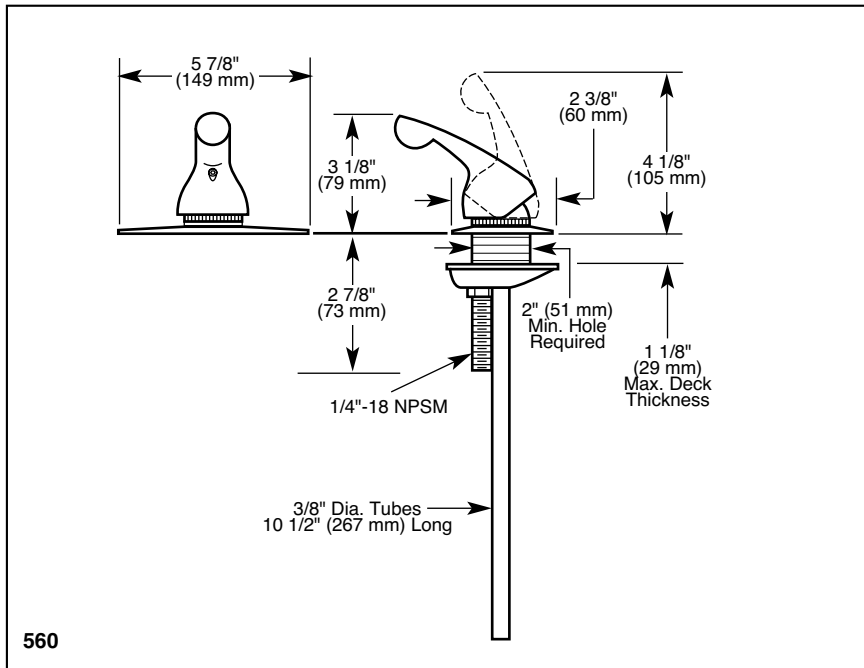
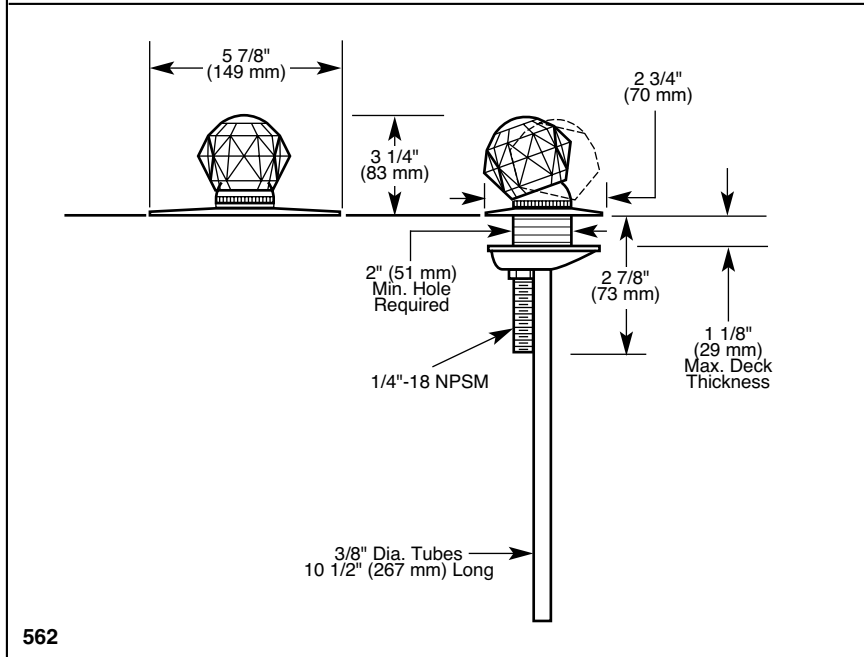


Submitted Model No.: _____

Specific Features: _____



560



562

DELTA[®]

SPECIALTY FAUCETS

- Single Handle Shampoo Valve
- Single Hole Sink Applications

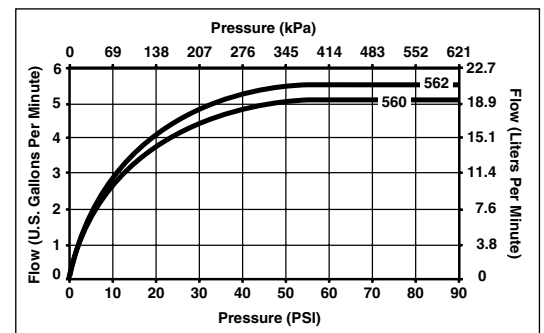



COMPLIES WITH:

- ASME A112.18.1-2000
- CSA B125-98
- Indicates ADA compliance to ICC/ANSI A117.1-1998
- IAPMO Listed
- CSA Certified

STANDARD SPECIFICATIONS:

- Single handle shampoo valve for exposed mounting on single hole sinks.
- Solid fabricated brass body.
- 3/8" O.D. copper tube inlets.
- Control mechanism shall be of the rotating stainless steel ball type with replaceable non-metallic seats operating in stainless steel lined sockets.
- Lever handle shall return to neutral position when valve is turned off.
- All operating parts shall be replaceable from the top.
- Includes 2 3/8" (60 mm) diameter and 2 3/4" (70 mm) by 5 7/8" (149 mm) escutcheons.
- 1/4"-18 NPSM male threaded nipple for spray attachment.



Standard Features	560	562
Washerless	◆	◆
Single Hole Installation	◆	◆
Clear Knob Handle with Red/Blue Indicator (H11)		◆
Lever Handle		
2 3/8" (60 mm) Diameter Escutcheon	◆	◆
2 3/4" (70 mm) x 5 7/8" (149 mm) Escutcheon	◆	◆
3/8" O.D. Copper Supply Inlet Tubes	◆	◆
Chrome Finish	◆	◆

Available Options:

- Off-white shampoo spray and 4" (1219 mm) hose. Order RP5873.
- Spray support assembly. Order RP6015WC.



Indianapolis, Indiana 46280
 A Division of Masco Corporation of Indiana
 © 2001 Masco Corporation of Indiana

DSP-S-560 Rev. A