



LAVATORY FAUCETS

- Cassidy™ Series
- Two Handle Widespread Deck Mount
- 3 Hole Sink Applications
- 6" to 16" Centers
- Quick Snap® Installation

STANDARD SPECIFICATIONS:

- Solid brass fabricated end valve and spout bodies.
- Widespread - 6" (152mm) to 16" (406 mm) centers.
- 5 13/32" (137 mm) long, 5 13/16" (148 mm) high, rigid spout.
- Quick Snap® Installation
- LHP - Less Handle Program. See handle options below.
- 1/4 turn handle stops.
- Hot and cold stems are interchangeable.
- Control mechanism is the rotating cylinder type with stainless steel plate and 90° rotation, with replaceable non-metallic seats.
- 3/8" O.D. copper supply tubes with 1/2"-14 NPSM adapters.
- Models have metal drain with pop-up type fitting with plated flange and stopper.
- Note: Standard mounting deck thickness can be extended 1" with RP10612.
- Maximum flow rate 1.5 gpm @ 60 PSI.

WARRANTY

- Lifetime Faucet and Finish Limited Warranty to the original consumer purchaser to be free from defects in material and workmanship.
- 5 Year Limited Warranty for usage in all industrial, commercial and business applications.



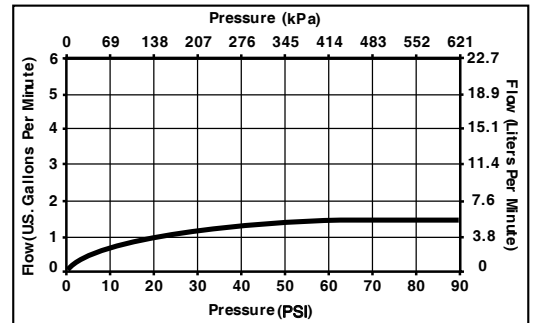
COMPLIES WITH:

- ASME A112.18.1 M / CSA B125.1
- ASME A112.18.2 / CSA B125.2

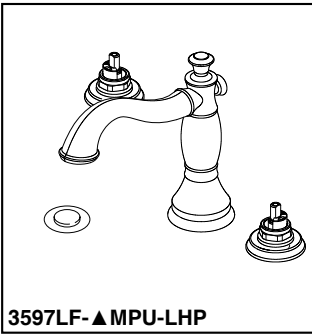
Indicates compliance to ICC/ANSI A117.1

- EPA WaterSense

Verified compliant with 0.25% weighted average Pb content regulations.

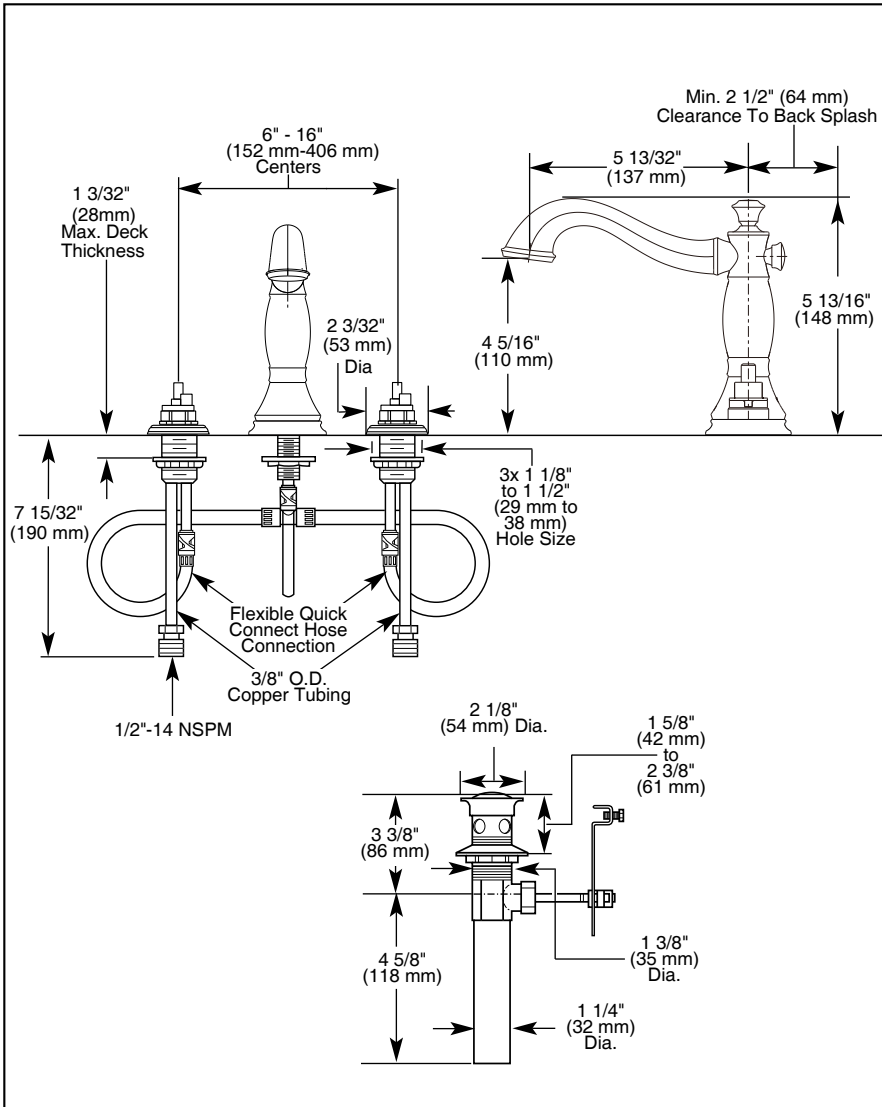


55 E. 111th Street, Indianapolis, Indiana 46280
 350 South Edgeware Road, St. Thomas, Ontario Canada N5P 4L1
 © 2012 Masco Corporation of Indiana

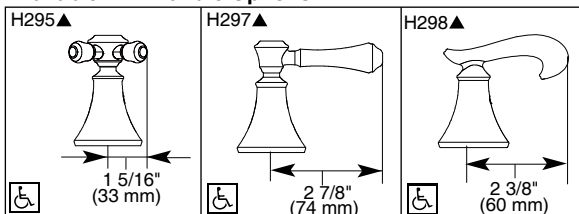


Submitted Model No.: _____

Specific Features: _____



Available LHP Handle Options



▲ Designate proper finish suffix

Delta reserves the right (1) to make changes in specifications and materials, and (2) to change or discontinue models, both without notice or obligation. Dimensions are for reference only. See current full-line price book or www.specselect.com for finish options and product availability.