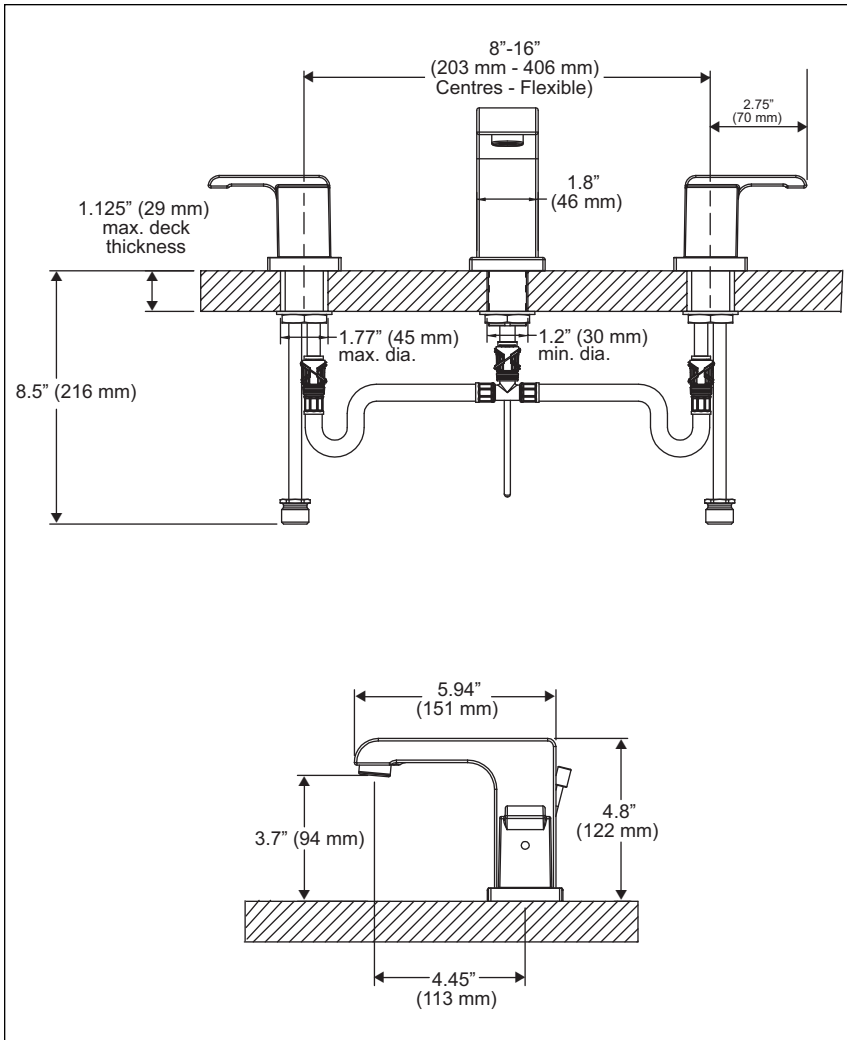


Submitted Model No.: \_\_\_\_\_

Specific Features: \_\_\_\_\_



# **DELTA** **LAVATORY FAUCETS**

- Arzo™ Series
- Two Handle Widespread
- 3 Hole Sink Applications
- 6" to 16" Centres
- Quick-Snap® Installation


## STANDARD SPECIFICATIONS:

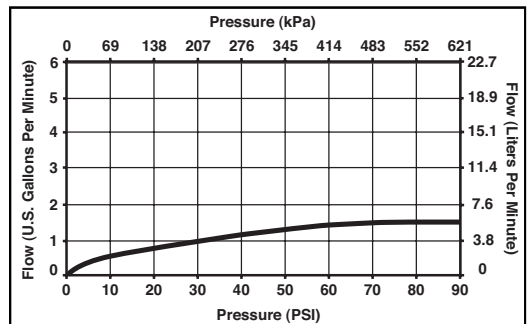
- Two handle lavatory faucet for concealed mounting on three hole sinks.
- Widespread - 6.6" (168 mm) to 16" (406 mm) centres.
- Solid brass fabricated end valve and cast spout bodies.
- Hot and cold stems are interchangeable.
- 1/4 turn stops.
- Control mechanism shall be of the rotating cylinder type with stainless steel plate and 180° rotation, with replaceable non-metallic seats operating in stainless steel lined sockets.
- 3/8" O.D. copper supply tubes.
- 1/2" - 14 NPSM adapters.
- Models have 50/50 drain with pop-up type fitting with plated flange and stopper.
- Quick-Snap® installation.

## WARRANTY

- Lifetime Faucet and Finish Limited Warranty to the original consumer purchaser to be free from defects in material and workmanship.
- 5 Year Limited Warranty for usage in all industrial, commercial and business applications.

## COMPLIES WITH:

- ASME A112.18.1/CSA B125.1
-  Indicates ADA compliance to ICC/ANSI A117.1
- IAPMO Listed
- CSA Certified
- NSF 61
- EPA WaterSense



 **DELTA**  
FAUCET COMPANY

Delta reserves the right (1) to make changes in specifications and materials, and (2) to change or discontinue models, both without notice or obligation. Dimensions are for reference only. See current full-line price book or [www.specselect.com](http://www.specselect.com) for finish options and product availability.