

DELTA®

BATH MIXING VALVES

- Tub Only (14140)
- Shower Only (14240)
- Tub/Shower (14440)
- Single Handle
- Monitor® with Scald-Guard® Valve
- Pressure Balance
- Temperature Only Controlled with Handle
- Universal Fittings

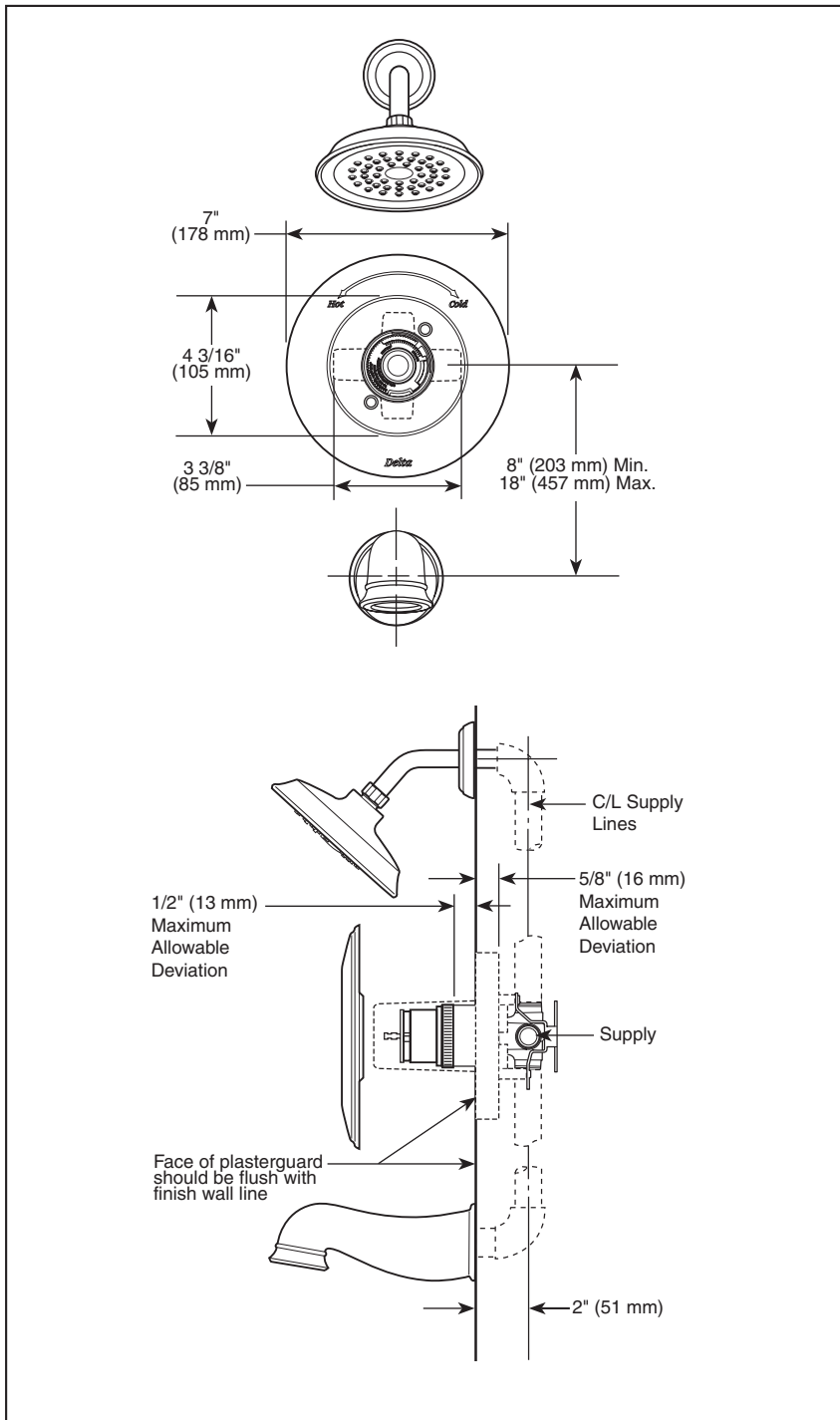
Submitted Model No.: _____

Specific Features: _____



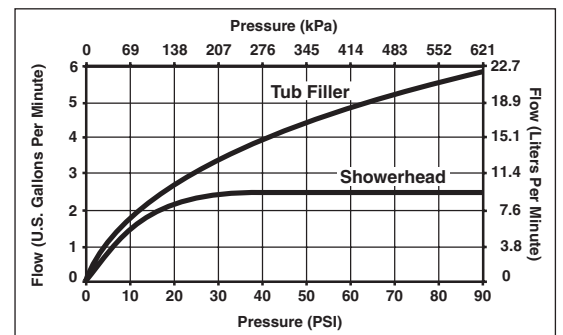
COMPLIES WITH:

- ASME A112.18.1
- ASSE 1016
- CSA B125
- Indicates ADA compliance to ICC/ANSI A117.1



STANDARD SPECIFICATIONS:

- Pressure balanced single handle bath mixing valve.
- Requires 1 1/2" (38 mm) wall cavity.
- Back-to-back installation capability.
- Solid brass fabricated body.
- Monitor® with Scald-Guard® valve. Maintains a balanced pressure of hot and cold water even when a valve is turned on or off elsewhere in the system.
- Temperature only controlled with handle.
- Field adjustable to limit handle rotation into hot water zone.
- 120° maximum handle rotation.
- All parts shall be replaceable from the front of the valve.

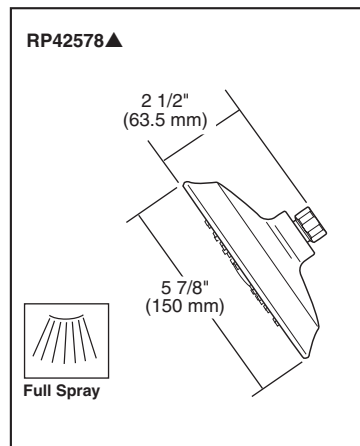
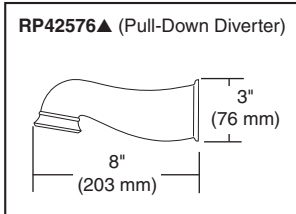
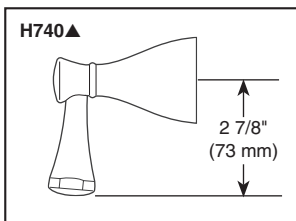


Standard Features	14140-LHP	14140-PTLHP	14140-SSLHP	14240-LHP	14240-PTLHP	14240-SSLHP	14440-LHP	14440-PTLHP	14440-SSLHP
Washerless	◆	◆	◆	◆	◆	◆	◆	◆	◆
Scald-Guard® Valve	◆	◆	◆	◆	◆	◆	◆	◆	◆
Back-to-Back Installation	◆	◆	◆	◆	◆	◆	◆	◆	◆
1/2" I.P.S. Inlets and Outlets	◆	◆	◆	◆	◆	◆	◆	◆	◆
1/2" C.W.T. Sweat Inlets and Outlets	◆	◆	◆	◆	◆	◆	◆	◆	◆
Replaceable Cartridge	◆	◆	◆	◆	◆	◆	◆	◆	◆
Adjustment Rotational Limit Stop	◆	◆	◆	◆	◆	◆	◆	◆	◆
Metal Shower Arm and Flange				◆	◆	◆	◆	◆	◆
Non-Metallic Touch-Clean® Showerhead				◆	◆	◆	◆	◆	◆
Tub Filler w/Pull-Down Diverter							◆	◆	◆
Non-Diverter Tub Filler	◆	◆	◆						
Chrome Finish	◆			◆			◆		
Aged Pewter Finish		◆			◆			◆	
<i>Brilliance</i> ® Stainless Finish			◆			◆			◆

Available Options for Field Conversion:

- Screwdriver Stops. Order two RP5876s for IPS or two RP6005s for C.W.T.
- Shower Arm. Order RP40593▲.
- Non-metallic Push-Clean™ showerhead/1 spray pattern. Order RP28599▲.
- Non-metallic Touch-Clean® showerhead/1 spray pattern. Order RP28600▲.
- Non-metallic Dual Spray Touch-Clean® showerhead/2 spray patterns. Order RP28601▲.
- Non-metallic Ultimate Touch-Clean® showerhead/3 spray patterns. Order RP28602▲.
- Brass shower arm diverter for hand shower. Order RP4239 (chrome only).
- Personal hand shower with 24" vertical bar, 60" hose. Order RP7245 (chrome only).
- Personal hand shower with 24" vertical bar, 60" hose, vacuum breaker and wall supply elbow. Order RPW324HDF (chrome only).
- Bath waste assemblies and bath accessories also available separately.

▲ = Specify Finish



Indianapolis, Indiana 46280
A Division of Masco Corporation of Indiana
© 2005 Masco Corporation of Indiana