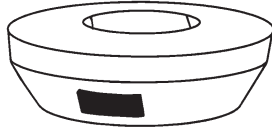


### Non-Sectional Infrared Conversion Kit

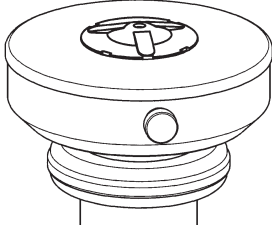
This kit will convert an existing non-sectional classic washfountain to an infrared non-sectional control washfountain. Kit includes all parts necessary for the conversion including sensors, solenoid valves, tubing, and 110V to 24V transformer. Kit is available for non-sectional circular and semi-circular classic washfountains.



Part Number	Description
Ⓜ S50-310	Semi-Circular Non-Sectional Infrared
Ⓜ S50-311	Circular Non-Sectional Infrared

### Non-Sectional Hand Control Air Valve Conversion Kit

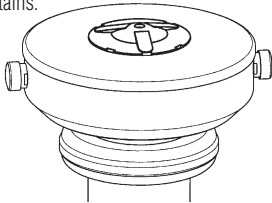
This kit will convert an existing non-sectional classic washfountain to an air valve non-sectional hand control washfountain. Kit includes all parts necessary for the conversion including air valve, module assembly, and tubing. This kit is available for non-sectional circular and semi-circular washfountains.



Part Number	Description
Ⓜ S65-136	Semi-Circular Non-Sectional Air Valve
Ⓜ S65-135	Circular Non-Sectional Air Valve

### Non-Sectional TouchTime™ Conversion Kit

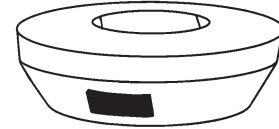
This kit will convert an existing non-sectional Infrared classic washfountain to a TouchTime washfountain. TouchTime is a reliable electronic metering control system that is completely sealed and is factory set to a non-adjustable 15-second interval. This kit includes all of the parts necessary to convert an infrared control non-sectional classic washfountain. **This kit does not include the parts required to convert a foot control washfountain.** This kit is available for non-sectional semi-circular and circular infrared classic washfountains.



Part Number	Description
Ⓜ S45-1575	Semi-Circular Non-Sectional TouchTime
Ⓜ S45-1574	Circular Non-Sectional TouchTime

### Sectional Infrared for Sectional Foot Control Conversion Kit

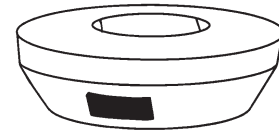
This kit will convert an existing sectional foot control to a sectional infrared control classic washfountain. Kit includes all parts necessary to convert a sectional foot control washfountain, and is powered by an included 110V to 24V transformer. **This kit does not include the sectional spray head necessary to convert a non-sectional washfountain.** This kit is available for semi-circular and circular sectional foot control washfountains.



Part Number	Description
Ⓜ S50-322	36" Semi-Circular Sectional Infrared
Ⓜ S50-320	36" Circular Sectional Infrared
Ⓜ S50-321	54" Semi-Circular Sectional Infrared
Ⓜ S50-319	54" Circular Sectional Infrared

### Sectional Infrared for Non-Sectional Control Conversion Kit

This kit will convert an existing non-sectional washfountain to an infrared sectional control washfountain. Kit contains all parts necessary to perform the conversion including the sectional spray head, and is powered by an included 110V to 24V transformer. This kit is available for all non-sectional semi-circular and circular classic washfountains.



Part Number	Description
Ⓜ S50-322S	36" Semi-Circular Sectional Infrared
Ⓜ S50-320S	36" Circular Sectional Infrared
Ⓜ S50-321S	54" Semi-Circular Sectional Infrared
Ⓜ S50-319S	54" Circular Sectional Infrared