

Residential Power Direct Vent Energy Saver Gas Water Heater



Photo is of
RG2PDV40S6N

FEATURING:



The Power Direct Vent Models Feature:

- **ENERGY STAR® Qualified**—Some models qualify for the September 1, 2010 minimum ENERGY STAR® EF requirement, as well as most utility rebate programs.
- **Bradford White ICON System™**—Intelligent gas control with spark to pilot ignition system eliminates the constant burning pilot. This results in savings of pilot gas during standby periods (120 V.A.C.).
 - **Enhanced Performance**—Proprietary algorithms provide enhanced First Hour Delivery ratings and tighter temperature differentials.
 - **Advanced Temperature Control System**—Microprocessor constantly monitors and controls burner operation to maintain consistent and accurate water temperature levels.
 - **Intelligent Diagnostics**—An exclusive green LED light prompts the installer during start-up and provides ten different diagnostic codes to assist in troubleshooting.
 - **Separate Immersed Thermowell**—High-strength advanced polymer composite thermowell provides isolation between electric temperature sensor and surrounding water. No need to drain the tank when removing gas valve.
- **Closed Combustion Venting System**—Power Direct Vent models are ideal for installations which lack sufficient air for combustion, such as new construction homes or additions which are tightly insulated. These models use a twin pipe system where combustion air is drawn from outside the building in one pipe, and combustion products are expelled to the outside in another pipe.
- **Cast Aluminum Air Intake Boot**—A cast molded air intake boot design provides exceptional durability during installation and operation.
- **Horizontal and Vertical Venting**—PVC, ABS, or CPVC. The equivalent feet of intake venting cannot be greater than the equivalent feet of exhaust venting.
- **Optional Concentric Vent Kit Termination**—Termination fitting provides for only one exit opening through a wall or roof. (Subtract 10ft. for intake pipe and 10ft. for exhaust pipe when calculating total vent length.)
- **Flammable Vapor Sensor**—Electronic sensor prevents burner operation if flammable vapors are detected. The sensor will also prevent burner operation if there is an ongoing flammable vapor burn inside the combustion chamber (excluding RG2PDV75H6N).
- **Factory-Installed Hydrojet® Total Performance System**—Cold water inlet sediment reducing device helps prevent sediment build-up in tank. Increases first hour delivery of hot water while minimizing temperature build-up in tank.
- **Vitraglas® Lining**—Bradford White tanks are lined with an exclusively engineered enamel formula that provides superior tank protection from the highly corrosive effects of hot water. This formula (Vitraglas®) is fused to the steel surface by firing at a temperature of over 1600°F (871°C).
- **2" Non-CFC Foam Insulation**—Surrounds the tank surface, saving energy by retarding loss of heat.
- **Water Connections**—3/4" NPT factory-installed true dielectric fittings extend water heater life and make installation easier.
- **Side Connections**—3/4" NPT tapings allow easy connections for space heating applications (Potable water only) (RG2PDV50H6N & RG2PDV75H6N only).
- **Factory Installed Heat Traps**—Design incorporates a flexible disk that reduces heat loss in piping and eliminates the potential for noise generation.
- **Protective Magnesium Anode Rod**—Provides added protection against corrosion for long trouble-free service.
- **T&P Relief Valve**—Installed.
- **Low Restriction Brass Drain Valve**—Durable tamper-proof design.

6 or 10-Year Limited Tank Warranties / 6 or 10-Year Limited Warranty on Component Parts.

For more information on warranty, please visit www.bradfordwhite.com

For products installed in USA, Canada and Puerto Rico. Some states do not allow limitations on warranties. See complete copy of the warranty included with the heater.

Power Direct Vent Gas Water Heater

Energy Saver Models

NATURAL GAS AND LIQUID PROPANE GAS

Meet or exceed ASHRAE 90.1b (current standard) C.E.C. Listed
78% Recovery Efficiency

Model Number	Capacity		Recovery at 90°F Rise*				Recovery at 50°C Rise*					
	U.S. Gal.	Imp. Gal.	Nat. BTU/Hr. Input	LP BTU/Hr. Input	1st Hour Rating* (Gal.)	Energy Factor	Nat. U.S. GPH	Nat. Imp. GPH	LP U.S. GPH	LP Imp. GPH	Nat. Liters/Hour	LP Liters/Hour
★ RG2PDV40S6N	40	33	40,000	38,000	72	0.70	43	36	41	34	163	155
★ RG2PDV50S6N	50	42	40,000	38,000	86	0.70	43	36	41	34	163	155
★ RG2PDV50H6N	48	40	60,000	60,000	100	0.68	65	54	65	54	246	246
RG2PDV75H6N	75	62	80,000	78,000	—	—	86	72	84	70	326	318

Model Number	A Floor to Exhaust Outlet in.	B Jacket Dia. in.	C Vent Size in.	D Floor to T&P Conn. in.	E Floor to Gas Conn. in.	F Floor to Top of Heater in.	H Floor to Air Intake in.	J Floor to Water Conn. in.	K Depth in.	L Floor to Space Heating Return in.	M Floor to Space Heating Supply in.	Approx. Shipping Weight lbs.
★ RG2PDV40S6N	59 ^{11/16}	22	2 or 3	42 ^{1/2}	14	49 ^{1/2}	59 ^{3/8}	50 ^{13/16}	30 ^{1/2}	—	—	156
★ RG2PDV50S6N	60 ^{7/8}	24	2 or 3	43 ^{1/2}	14	50 ^{1/2}	60 ^{3/8}	51 ^{13/16}	32 ^{1/2}	—	—	186
★ RG2PDV50H6N	69	22	3 or 4	52 ^{1/4}	13 ^{5/8}	58 ^{3/4}	67	60	30 ^{5/8}	15 ^{3/4}	52 ^{1/4}	205
RG2PDV75H6N	72	26	3 or 4	54 ^{1/4}	16 ^{1/4}	62 ^{3/4}	70 ^{3/8}	63 ^{3/4}	36	19	54 ^{1/4}	392

Model Number	A Floor to Exhaust Outlet mm.	B Jacket Dia. mm.	C Vent Size mm.	D Floor to T&P Conn. mm.	E Floor to Gas Conn. mm.	F Floor to Top of Heater mm.	H Floor to Air Intake mm.	J Floor to Water Conn. mm.	K Depth mm.	L Floor to Space Heating Return mm.	M Floor to Space Heating Supply mm.	Approx. Shipping Weight kg.
★ RG2PDV40S6N	1516	559	51 or 76	1080	356	1257	1508	1291	775	—	—	71
★ RG2PDV50S6N	1546	610	51 or 76	1105	356	1283	1534	1316	826	—	—	84
★ RG2PDV50H6N	1753	559	76 or 102	1327	346	1492	1702	1524	778	400	1327	93
RG2PDV75H6N	1829	660	76 or 102	1378	413	1594	1788	1619	914	483	1378	178

Propane models feature a Titanium Stabilized Stainless Steel propane burner. For Propane (LP) models change suffix "N" to "X".

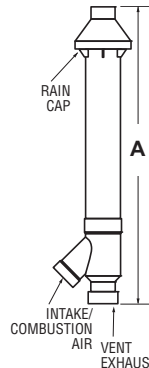
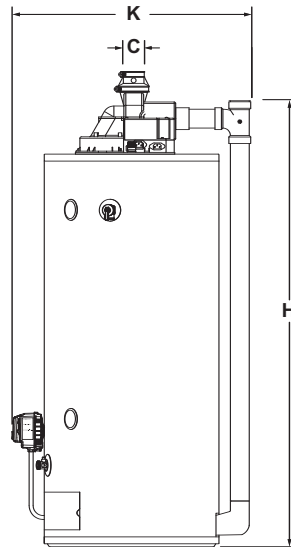
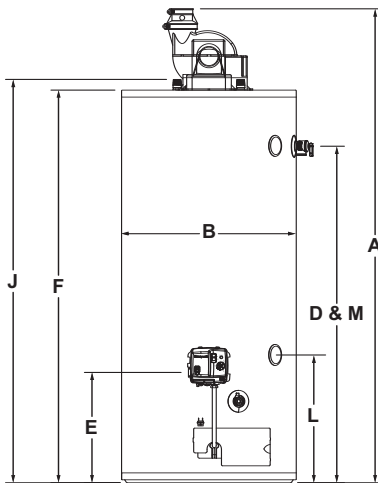
For 10 year model, change suffix "6" to "10".

*Based on manufacturer's rated recovery efficiency.

110 VAC Required for Power Venting / 110 VAC, 60HZ, 3.1 Amperes.

Energy Factor and First Hour Rating is based on the latest AHRI directory listings.

★ = ENERGY STAR® Qualified.



Concentric Vent Kit Termination

Kit	A (in.)
2" Kit	29 1/4
P/N 239-44069-02	29 1/4
3" Kit	36 1/4
P/N 239-44069-01	36 1/4

2" Vent Pipe	RG2PDV40S6N RG2PDV50S6N
Max. Intake Length	35 ft.
Max. Exhaust Length	35 ft.
Min. Vent Length	7 ft.
Number of 90° Elbows	1: 30 ft. 2: 25 ft. 3: 20 ft.

3" Vent Pipe	RG2PDV40S6N RG2PDV50S6N	RG2PDV50H6N RG2PDV75H6N
Max. Intake Length	85 ft.	60 ft.
Max. Exhaust Length	85 ft.	60 ft.
Min. Vent Length	7 ft.	7 ft.
Number of 90° Elbows	1: 80 ft. 2: 75 ft. 3: 70 ft.	1: 55 ft. 2: 50 ft. 3: 45 ft.

4" Vent Pipe	RG2PDV50H6N RG2PDV75H6N
Max. Intake Length	100 ft.
Max. Exhaust Length	100 ft.
Min. Vent Length	7 ft.
Number of 90° Elbows	1: 95 ft. 2: 90 ft. 3: 85 ft.

Subtract 5ft. for each additional 90° elbow.

General:

Meets NAECA Requirements (Applicable Models).

All gas water heaters are certified at 300 PSI test pressure (2068 kPa) and 150 PSI working pressure (1034 kPa). All water connections are 3/4" NPT (19mm). All gas connections are 1/2" (13mm).

All models design-certified by CSA International (formerly AGA/CGA), to meet ANSI standard Z-21.10.1 and peak performance rated.

Dimensions and specifications subject to change without notice in accordance with our policy of continuous product improvement.

Suitable for Water (Potable) Heating and Space Heating.

Toxic chemicals, such as those used for boiler treatment, shall NEVER be introduced into this system. This unit may NEVER be connected to any existing heating system or component(s) previously used with a non-potable water heating appliance.



For U.S. and Canada field service, contact your professional installer or local Bradford White sales representative.

Sales 800-523-2931 • Fax 215-641-1670 / Technical Support 800-334-3393 • Fax 269-795-1089 • Warranty 800-531-2111 • Fax 269-795-1089

International: Telephone 215-641-9400 • Telefax 215-641-9750 / www.bradfordwhite.com



BRADFORD WHITE-CANADA INC. Sales / Technical Support 866-690-0961 / 905-238-0100 • Fax 905-238-0105 / www.bradfordwhite.com

Built to be the Best™

©2015, Bradford White Corporation. All rights reserved.