

ElectriFLEX HD™ (Heavy Duty) Commercial Electric Water Heater



Photo is of
CEHD50(kW)3*CF

Bradford White ElectriFLEX HD™ Electric Models Feature:

- **Immersion Thermostats**—Designed to provide outlet water at a thermostatically controlled temperature greater than 180°F (82°C).
- **Conversion Kits**—Design certified by ETL for field conversion. Conversion kits are available to convert any one model to a variety of voltages and kW inputs (Kit part numbers on reverse side). All models are shipped from the factory standard Three Phase, and can be field converted to Single Phase without a conversion kit.
- **Insulation System**—3" (76mm) Non-CFC foam covers the sides and top of the tank, reducing heat loss. This results in less energy consumption, improved efficiencies, and jacket rigidity.
- **Factory Installed Hydrojet® Sediment Reduction System**—Sediment reducing device that also increases first hour delivery of hot water while minimizing temperature build-up in tank.
- **Vitraglas® Lining**—An exclusively engineered enamel formula that provides superior tank protection from the highly corrosive effects of hot water. This formula (Vitraglas®) is fused to the steel surface by firing at a temperature of over 1600°F (871°C).
- **Water Connections**—1½" (38mm) NPT factory-installed true dielectric fittings extend water heater life and simplify water line connections.
- **Elements**—Screw in style low watt density incoloy sheathed elements standard. These elements resist burnout caused by dry fire or lime buildup.
- **Two Protective Magnesium Anode Rods**—Provide added protection against corrosion for long-term, trouble-free service.
- **Hand Hole Cleanout**—Allows inspection of tank interior and facilitates the removal of sediment deposits.
- **ASME Construction Available.**
- **NSF Construction Available.**
- **Low Restrictive Brass Drain Valve**—Durable tamper proof design.
- **T&P Relief Valve**—Installed.
- **Completely Pre-wired**—With pressure lug terminal block eliminating need for splicing or taping of wires.
- **Voltages Available**—208v, 240v, 277v, 380v, 415v, 480v and 600v.
- **Internal Fusing**—Standard on all models.



3 or 5-Year Limited Tank Warranties / 1-Year Limited Warranty on Component Parts.

For more information on warranty, please visit www.bradfordwhite.com

For products installed in USA, Canada, and Puerto Rico. Some states do not allow limitations on warranties.

See complete copy of the warranty included with the heater.

Commercial Electric Water Heater

ElectriFLEX HD™ Electric Models

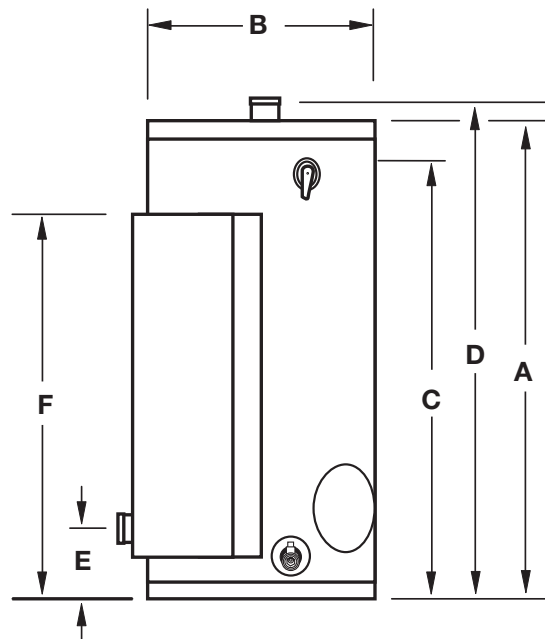
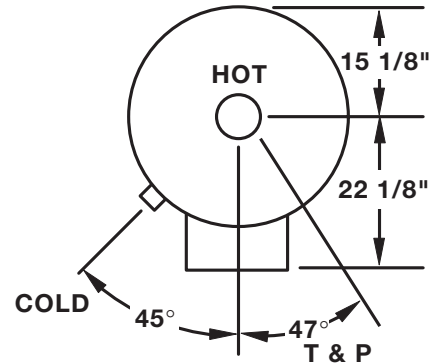
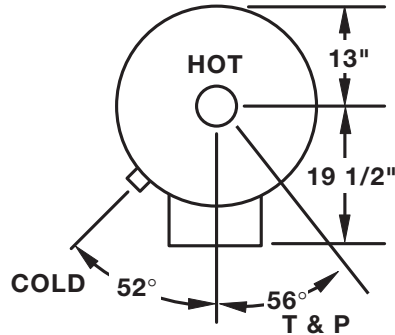
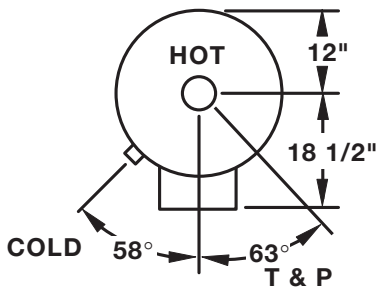
Meet or exceed ASHRAE 90.1b (current standard) C.E.C. Listed

Model Number	Capacity		A Height in.	B Jacket Dia. in.	C Height to T&P Conn. in.	D Floor to Hot Water Outlet in.	E Floor to Cold Water Inlet in.	F Floor to Top of Control Box in.	Approx. Shipping Weight	
	U.S. Gal.	Imp. Gal.							Std.	ASME
CEHD50(A)(kW)3*CF	50	42	50 ^{3/16}	24	40 ^{7/16}	52 ^{5/8}	6 ^{11/16}	46 ^{1/2}	270	302
CEHD80(A)(kW)3*CF	80	67	60	26	51 ^{1/2}	65 ^{1/2}	6 ^{11/16}	46 ^{1/2}	335	378
CEHD120(A)(kW)3*CF	119	100	64 ^{1/2}	30 ^{1/4}	54 ^{9/16}	66 ^{3/4}	6 ^{3/4}	50 ^{1/4}	430	485

Model Number	Capacity		A Height mm.	B Jacket Dia. mm.	C Height to T&P Conn. mm.	D Floor to Hot Water Outlet mm.	E Floor to Cold Water Inlet mm.	F Floor to Top of Control Box mm.	Approx. Shipping Weight	
	Liters								Std.	ASME
CEHD50(A)(kW)3*CF	189		1275	610	1027	1337	170	1181	122	137
CEHD80(A)(kW)3*CF	303		1524	660	1308	1664	170	1181	152	171
CEHD120(A)(kW)3*CF	450		1638	768	1386	1695	178	1276	195	220

* = voltage and phase designator. Voltage and phase must be specified when ordering. Example: CEHD50123*CF, 240 Volt, 3 phase.

(A) ASME Construction available. For ASME construction add "A" to the model number. Example: CEHD50A123*CF.



Commercial Electric Water Heater

Model	Desired Input		Conversion Kit Part Numbers***						
	Total kW	Element kW	208 Volts	240 Volts	277 Volts	380 Volts	415 Volts	480 Volts	600 Volts*
CEHD with 3 Elements	6	2	265-51043-73	265-51043-61	265-51043-49	265-51043-37	265-51043-25	265-51043-13	265-51043-01
	9	3	265-51043-74	265-51043-62	265-51043-50	265-51043-38	265-51043-26	265-51043-14	265-51043-02
	12	4	265-51043-75	265-51043-63	265-51043-51	265-51043-39	265-51043-27	265-51043-15	265-51043-03
	13.5	4.5	265-51043-76	265-51043-64	265-51043-52	265-51043-40	265-51043-28	265-51043-16	265-51043-04
	15	5	265-51043-77	265-51043-65	265-51043-53	265-51043-41	265-51043-29	265-51043-17	265-51043-05
CEHD with 6 Elements	18	6	265-51043-78	265-51043-66	265-51043-54	265-51043-42	265-51043-30	265-51043-18	265-51043-06
	24	4	265-51043-79	265-51043-67	265-51043-55	265-51043-43	265-51043-31	265-51043-19	265-51043-07
	27	4.5	265-51043-80	265-51043-68	265-51043-56	265-51043-44	265-51043-32	265-51043-20	265-51043-08
	30	5	265-51043-81	265-51043-69	265-51043-57	265-51043-45	265-51043-33	265-51043-21	265-51043-09
CEHD with 9 Elements	36	6	265-51043-82	265-51043-70	265-51043-58	265-51043-46	265-51043-34	265-51043-22	265-51043-10
	45	5	265-51043-83	265-51043-71	265-51043-59	265-51043-47	265-51043-35	265-51043-23	265-51043-11
	54	6	265-51043-84**	265-51043-72	265-51043-60	265-51043-48	265-51043-36	265-51043-24	265-51043-12

3 element models may convert 6 kW thru 18 kW ONLY

6 element models may convert 24 kW thru 36 kW ONLY

9 element models may convert 45 kW thru 54 kW ONLY

*** Converting 3 Element Configurations (6-18kW)			*** Converting 6 or 9 element configurations (24-54kW)		
From	To	Transformer Required	From	To	Transformer Required
208/240/480 Volt	277/380/415 Volt	264-41994-02	208/240/480 Volt	277/380/415 Volt	264-41995-02
277/380/415 Volt	208/240/480 Volt	264-41994-01	277/380/415 Volt	208/240/480 Volt	264-41995-01
208/240/480 Volt	208/240/480 Volt	No Transformer Change Required	208/240/480 Volt	208/240/480 Volt	No Transformer Change Required
277/380/415 Volt	277/380/415 Volt	No Transformer Change Required	277/380/415 Volt	277/380/415 Volt	No Transformer Change Required

* Only kW conversion is allowed for models rated 600V. Models rated 480V and below must not be converted to 600V.

** Only available as a three phase conversion kit.

Input kW	Recovery GPH Temperature Rise °F								
	40	50	60	70	80	90	100	120	140
6	62	50	41	35	31	28	25	21	18
9	93	74	62	53	47	42	37	31	27
12	124	99	83	71	62	55	50	41	35
13.5	140	112	93	80	70	62	56	47	40
15	155	124	103	89	78	69	62	52	44
18	186	149	124	106	93	83	74	62	53
24	248	199	164	142	124	110	99	83	71
27	279	223	186	160	140	124	112	93	80
30	310	248	207	177	155	138	124	103	89
36	372	298	248	213	186	165	149	124	106
45	465	372	310	266	233	207	186	155	133
54	558	447	372	319	279	248	223	186	160

Input kW	Number of Elements											
	208V Phase		240V Phase		277V Phase	380V Phase		415V Phase	480V Phase		600V Phase	
	1	3	1	3	1	3	3	3	1	3	3	
6	3	3	3	3	3	3	3	3	3	3	3	
9	3	3	3	3	3	3	3	3	3	3	3	
12	3	3	3	3	3	3	3	3	3	3	3	
13.5	3	3	3	3	3	3	3	3	3	3	3	
15	3	3	3	3	3	3	3	3	3	3	3	
18	3	3	3	3	3	3	3	3	3	3	3	
24	6	6	6	6	6	6	6	6	6	6	6	
27	6	6	6	6	6	6	6	6	6	6	6	
30	6	6	6	6	6	6	6	6	6	6	6	
36	6	6	6	6	6	6	6	6	6	6	6	
45	9	9	9	9	9	9	9	9	9	9	9	
54	9	9	9	9	9	9	9	9	9	9	9	

3 element models may convert 6 kW thru 18 kW ONLY

6 element models may convert 24 kW thru 36 kW ONLY

9 element models may convert 45 kW thru 54 kW ONLY

Input kW	Full Load Current Amperes											
	208V Phase		240V Phase		277V Phase	380V Phase		415V Phase	480V Phase		600V Phase	
	1	3	1	3	1	3	3	3	1	3	3	
6	28.8	16.6	25.0	14.4	21.6	10.0	9.0	12.5	7.2	5.8		
9	43.2	25.0	37.2	21.6	32.4	14.0	13.0	18.7	10.8	8.7		
12	57.6	33.3	50.0	28.9	43.3	19.0	17.0	25.0	14.4	11.5		
13.5	64.9	37.5	56.2	32.5	48.7	21.0	19.0	28.1	16.2	13.0		
15	72.1	41.6	62.5	36.1	54.1	23.0	21.0	31.2	18.0	14.4		
18	86.5	50.0	72.0	43.4	64.0	28.0	25.0	37.5	21.6	17.3		
24	115.4	66.7	100.0	57.8	86.6	37.0	34.0	50.0	28.9	23.1		
27	129.8	75.0	112.5	65.0	97.4	41.0	38.0	56.2	32.5	26.0		
30	144.2	83.3	125.0	72.2	108.3	46.0	42.0	62.5	36.1	28.9		
36	173.0	100.0	150.0	86.7	129.9	55.0	50.0	75.0	43.3	34.6		
45	216.3	125.0	187.5	108.3	162.4	69.0	63.0	93.7	54.1	43.3		
54	259.6	150.0	225.0	130.0	194.9	83.0	75.0	112.5	65.0	52.0		

Sample Specification

The water heater shall be a Bradford White ElectriFLEX HD™ model with a rated storage capacity of not less than _____gallons (_____liters), a minimum kW input of _____kW (_____ BTU/Hr.), a minimum recovery of _____GPH (_____ LPH). The tank shall be Vitraglas® lined and have a bolted hand hole cleanout. The tank shall have _____magnesium anode rods installed in separate tank head couplings. The heater shall have 3" Non-CFC foam insulation, and come equipped with an ASME rated T&P relief valve, a cold water inlet Hydrojet® Sediment Reduction System. It shall be design certified by ETL for 180°F (82°C) application, either with or without a separate storage tank, and comply with state and local codes and ordinances.

General

All electric water heaters are certified at 300 PSI test pressure (2068 kPa) and 150 PSI working pressure (1034 kPa). All models are design certified by ETL, to provide outlet water at a thermostatically controlled temperature greater than 180°F (82°C) as an Automatic Storage Heater, and an Automatic Circulating Tank Heater. As an Automatic Storage Heater, all models are complete, self-contained water heating systems. It needs no separate storage tank, pump, wiring or elaborate piping network. When equipped with a mixing valve, it will supply 180°F (82°C) sanitizing and lower temperature general purpose hot water simultaneously. These models can be used either as a single unit or in multiples connected in series or parallel (recommended). ***Dimensions and specifications subject to change without notice in accordance with our policy of continuous product improvement.***



For U.S. and Canada field service, contact your professional installer or local Bradford White sales representative.

Sales 800-523-2931 • Fax 215-641-1670 / Technical Support 800-334-3393 • Fax 269-795-1089 • Warranty 800-531-2111 • Fax 269-795-1089
International: Telephone 215-641-9400 • Telefax 215-641-9750 / www.bradfordwhite.com



Sales / Technical Support 866-690-0961 / 905-203-0600 • Fax 905-636-0666 / www.bradfordwhite.com

Built to be the Best™

©2017, Bradford White Corporation. All rights reserved.