

ElectriFLEX HD™ (Heavy Duty) Commercial Electric Water Heater



Photo is of
CEHD50(kW)3*CF

Bradford White ElectriFLEX HD™ Electric Models Feature:

- **Immersion Thermostats**—Immersion type for accurate temperature control from up to 180°F (82°C) with manual reset high limit control.
- **Conversion Kits**—Design certified by ETL for field conversion. Conversion kits are available to convert any one model to a variety of voltages, kW inputs and phase (Kit part numbers on reverse side).
- **3" (76mm) Non-CFC foam insulation**—Covers the sides and top of tank, reducing the amount of heat loss. This results in less energy consumption, improved operation efficiencies and jacket rigidity.
- **Factory Installed Hydrojet® Sediment Reduction System**—Cold water inlet sediment reducing device helps prevent sediment build up in the tank.
- **Vitraglas® Lining**—Bradford White tanks are lined with an exclusively engineered enamel formula that provides superior tank protection from the highly corrosive effects of hot water. This formula (Vitraglas®) is fused to the steel surface by firing at a temperature of over 1600°F (871°C).
- **Water Connections**—1½" NPT factory installed true dielectric fittings extend water heater life and eases installation.
- **Elements**—Screw in style low watt density incoloy sheathed elements standard. These elements resist burnout caused by dry fire or lime buildup.
- **Two Magnesium Anode Rods**—Provide added protection against corrosion for long trouble free service.
- **Hand Hole Cleanout**—Allows inspection of tank interior and facilitates the removal of sediment deposits.
- **ASME Construction Available.**
- **NSF Construction Available.**
- **Low Restriction Brass Drain Valve**—Durable tamper proof design.
- **T&P Relief Valve**—Installed.
- **Completely Pre-wired**—With pressure lug terminal block eliminating need for splicing or taping of wires.
- **Voltages Available**—208v, 240v, 277v, 380v, 415v, 480v and 600v.
- **Internal Fusing**—Standard on all models.



3 or 5-Year Limited Tank Warranties / 1-Year Limited Warranty on Component Parts.

For more information on warranty, please visit www.bradfordwhite.com

For products installed in USA, Canada and Puerto Rico. Some states do not allow limitations on warranties.

See complete copy of the warranty included with the heater.

MANUFACTURED UNDER ONE OR MORE OF THE FOLLOWING U.S. PATENTS: 5,682,666; 7,634,976; 5,660,165; 5,954,492; 6,056,542; 6,935,280; 5,372,185; 5,485,879; 5,574,822; 7,971,560; 7,992,526; 6,684,821; 6,442,178; 7,334,419; 7,866,168; 7,270,087; 7,007,748; 5,596,952; 6,142,216; 7,699,026; 5,341,770; 7,337,517; 7,665,211; 7,665,210; 7,063,132; 7,063,133; 7,559,293; 7,900,589; 5,943,984; 8,082,888; 5,988,117; 7,621,238; 7,650,859; 5,761,379; 7,409,925; 5,277,171; 8,146,772; 7,458,341; 2,262,174. OTHER U.S. AND FOREIGN PATENT APPLICATIONS PENDING. CURRENT CANADIAN PATENTS: 2,314,845; 2,504,824; 2,108,186; 2,143,031; 2,409,271; 2,548,958; 2,112,515; 2,476,685; 2,239,007; 2,092,105; 2,107,012. Vitraglas® and Hydrojet® are registered trademarks of Bradford White® Corporation.

Commercial Electric Water Heater

ElectriFLEX HD™ Electric Models

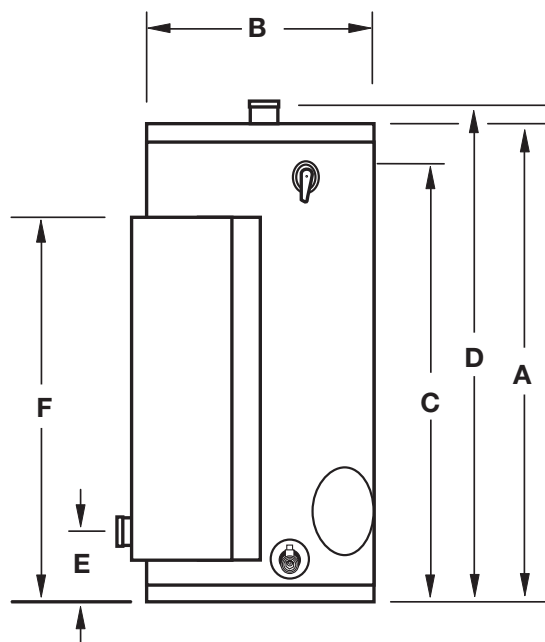
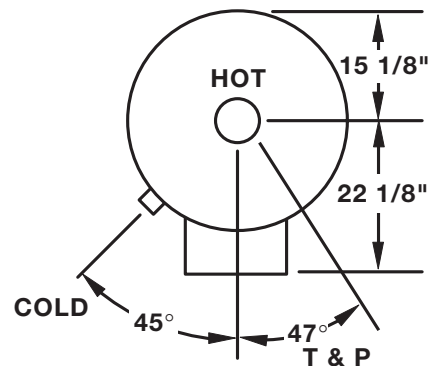
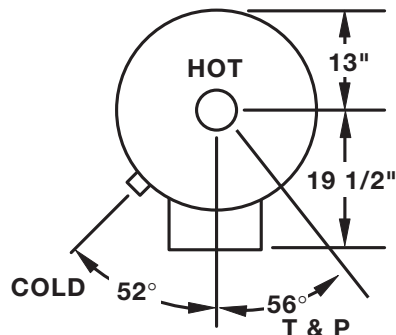
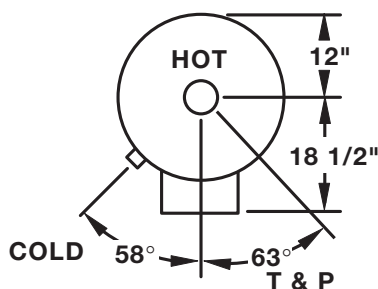
Meet or exceed ASHRAE 90.1b (current standard) C.E.C. Listed

Model Number	Capacity		A Height in.	B Jacket Dia. in.	C Height to T&P Conn. in.	D Floor to Hot Water Outlet in.	E Floor to Cold Water Inlet in.	F Floor to Top of Control Box in.	Approx. Shipping Weight	
	U.S. Gal.	Imp. Gal.							Std.	ASME
CEHD50(A)(kW)3*CF	50	42	50 ³ / ₁₆	24	40 ⁷ / ₁₆	52 ⁵ / ₈	6 ¹¹ / ₁₆	46 ¹ / ₂	270	302
CEHD80(A)(kW)3*CF	80	67	60	26	51 ¹ / ₂	65 ¹ / ₂	6 ¹¹ / ₁₆	46 ¹ / ₂	335	378
CEHD120(A)(kW)3*CF	119	100	64 ¹ / ₂	30 ¹ / ₄	54 ⁹ / ₁₆	66 ³ / ₄	6 ³ / ₄	50 ¹ / ₄	430	485

Model Number	Capacity		A Height mm.	B Jacket Dia. mm.	C Height to T&P Conn. mm.	D Floor to Hot Water Outlet mm.	E Floor to Cold Water Inlet mm.	F Floor to Top of Control Box mm.	Approx. Shipping Weight	
	Liters								Std.	ASME
CEHD50(A)(kW)3*CF	189		1275	610	1027	1337	170	1181	122	137
CEHD80(A)(kW)3*CF	303		1524	660	1308	1664	170	1181	152	171
CEHD120(A)(kW)3*CF	450		1638	768	1386	1695	178	1276	195	220

* = voltage and phase designator. Voltage and phase must be specified when ordering. Example: CEHD50123*CF, 240 Volt, 3 phase.

(A) ASME Construction available. For ASME construction add "A" to the model number. Example: CEHD50A123*CF.



Commercial Electric Water Heater

Model	Desired Input		Conversion Kit Part Numbers***						
	Total kW	Element kW	208 Volts	240 Volts	277 Volts	380 Volts	415 Volts	480 Volts	600 Volts*
CEHD with 3 Elements	6	2	265-51043-73	265-51043-61	265-51043-49	265-51043-37	265-51043-25	265-51043-13	265-51043-01
	9	3	265-51043-74	265-51043-62	265-51043-50	265-51043-38	265-51043-26	265-51043-14	265-51043-02
	12	4	265-51043-75	265-51043-63	265-51043-51	265-51043-39	265-51043-27	265-51043-15	265-51043-03
	13.5	4.5	265-51043-76	265-51043-64	265-51043-52	265-51043-40	265-51043-28	265-51043-16	265-51043-04
	15	5	265-51043-77	265-51043-65	265-51043-53	265-51043-41	265-51043-29	265-51043-17	265-51043-05
CEHD with 6 Elements	18	6	265-51043-78	265-51043-66	265-51043-54	265-51043-42	265-51043-30	265-51043-18	265-51043-06
	24	4	265-51043-79	265-51043-67	265-51043-55	265-51043-43	265-51043-31	265-51043-19	265-51043-07
	27	4.5	265-51043-80	265-51043-68	265-51043-56	265-51043-44	265-51043-32	265-51043-20	265-51043-08
	30	5	265-51043-81	265-51043-69	265-51043-57	265-51043-45	265-51043-33	265-51043-21	265-51043-09
CEHD with 9 Elements	36	6	265-51043-82	265-51043-70	265-51043-58	265-51043-46	265-51043-34	265-51043-22	265-51043-10
	45	5	265-51043-83	265-51043-71	265-51043-59	265-51043-47	265-51043-35	265-51043-23	265-51043-11
	54	6	265-51043-84**	265-51043-72	265-51043-60	265-51043-48	265-51043-36	265-51043-24	265-51043-12

* Only kW conversion is allowed for models rated 600V. Models rated 480V and below must not be converted to 600V.

** Only available as a three phase conversion kit.

*** If converting from 208/240/480 to 277/380/415 also request transformer 264-41994-02, if converting from 277/380/415 to 208/240/480 also request transformer 264-41994-01.

- 3 element models may convert 6 kW thru 18 kW ONLY
- 6 element models may convert 24 kW thru 36 kW ONLY
- 9 element models may convert 45 kW thru 54 kW ONLY

Input kW	Recovery GPH Temperature Rise °F								
	40	50	60	70	80	90	100	120	140
6	62	50	41	35	31	28	25	21	18
9	93	74	62	53	47	42	37	31	27
12	124	99	83	71	62	55	50	41	35
13.5	140	112	93	80	70	62	56	47	40
15	155	124	103	89	78	69	62	52	44
18	186	149	124	106	93	83	74	62	53
24	248	199	164	142	124	110	99	83	71
27	279	223	186	160	140	124	112	93	80
30	310	248	207	177	155	138	124	103	89
36	372	298	248	213	186	165	149	124	106
45	465	372	310	266	233	207	186	155	133
54	558	447	372	319	279	248	223	186	160

Input kW	208V Phase		240V Phase		277V Phase	380V Phase		415V Phase		480V Phase		600V Phase
	1	3	1	3	1	3	3	1	3	3	3	
6	3	3	3	3	3	3	3	3	3	3	3	3
9	3	3	3	3	3	3	3	3	3	3	3	3
12	3	3	3	3	3	3	3	3	3	3	3	3
13.5	3	3	3	3	3	3	3	3	3	3	3	3
15	3	3	3	3	3	3	3	3	3	3	3	3
18	3	3	3	3	3	3	3	3	3	3	3	3
24	6	6	6	6	6	6	6	6	6	6	6	6
27	6	6	6	6	6	6	6	6	6	6	6	6
30	6	6	6	6	6	6	6	6	6	6	6	6
36	6	6	6	6	6	6	6	6	6	6	6	6
45	9	9	9	9	9	9	9	9	9	9	9	9
54	9	9	9	9	9	9	9	9	9	9	9	9

Input kW	208V Phase		240V Phase		277V Phase	380V Phase		415V Phase		480V Phase		600V Phase
	1	3	1	3	1	3	3	1	3	3	3	
6	28.8	16.6	25.0	14.4	21.6	10.0	9.0	12.5	7.2	5.8	5.8	
9	43.2	25.0	37.2	21.6	32.4	14.0	13.0	18.7	10.8	8.7	8.7	
12	57.6	33.3	50.0	28.9	43.3	19.0	17.0	25.0	14.4	11.5	11.5	
13.5	64.9	37.5	56.2	32.5	48.7	21.0	19.0	28.1	16.2	13.0	13.0	
15	72.1	41.6	62.5	36.1	54.1	23.0	21.0	31.2	18.0	14.4	14.4	
18	86.5	50.0	72.0	43.4	64.0	28.0	25.0	37.5	21.6	17.3	17.3	
24	115.4	66.7	100.0	57.8	86.6	37.0	34.0	50.0	28.9	23.1	23.1	
27	129.8	75.0	112.5	65.0	97.4	41.0	38.0	56.2	32.5	26.0	26.0	
30	144.2	83.3	125.0	72.2	108.3	46.0	42.0	62.5	36.1	28.9	28.9	
36	173.0	100.0	150.0	86.7	129.9	55.0	50.0	75.0	43.3	34.6	34.6	
45	216.3	125.0	187.5	108.3	162.4	69.0	63.0	93.7	54.1	43.3	43.3	
54	259.6	150.0	225.0	130.0	194.9	83.0	75.0	112.5	65.0	52.0	52.0	

- 3 element models may convert 6 kW thru 18 kW ONLY
- 6 element models may convert 24 kW thru 36 kW ONLY
- 9 element models may convert 45 kW thru 54 kW ONLY

Sample Specification

The water heater shall be a Bradford White ElectriFLEX HD™ model with a rated storage capacity of not less than _____gallons (_____liters), a minimum kW input of _____kW (_____ BTU/Hr.), a minimum recovery of _____GPH (_____ LPH). The tank shall be Vitraglas® lined and have a bolted hand hole cleanout. The tank shall have _____magnesium anode rods installed in separate tank head couplings. The heater shall have 3" Non-CFC foam insulation, and come equipped with an ASME rated T&P relief valve, a cold water inlet Hydrojet® Sediment Reduction System. It shall be design certified by ETL for 180°F (82°C) application, either with or without a separate storage tank, and comply with state and local codes and ordinances.

General

All electric water heaters are certified at 300 PSI test pressure (2068 kPa) and 150 PSI working pressure (1034 kPa). All models are design certified by ETL, for up to 180°F (82°C) application as an Automatic Storage Heater, and an Automatic Circulating Tank Heater. As an Automatic Storage Heater, all models are complete, self-contained water heating systems. It needs no separate storage tank, pump, wiring or elaborate piping network. When equipped with a mixing valve, it will supply 180°F (82°C) sanitizing and lower temperature general purpose hot water simultaneously. These models can be used either as a single unit or in multiples connected in series or parallel (recommended). ***Dimensions and specifications subject to change without notice in accordance with our policy of continuous product improvement.***



For U.S. and Canada field service, contact your professional installer or local Bradford White sales representative.

Sales 800-523-2931 • Fax 215-641-1670 / Technical Support 800-334-3393 • Fax 269-795-1089 • Warranty 800-531-2111 • Fax 269-795-1089
International: Telephone 215-641-9400 • Telefax 215-641-9750 / www.bradfordwhite.com

 **BRADFORD WHITE-CANADA**® INC. Sales / Technical Support 866-690-0961 / 905-238-0100 • Fax 905-238-0105 / www.bradfordwhite.com

Built to be the Best™

©2016, Bradford White Corporation. All rights reserved.