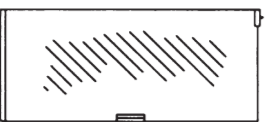



VERTICAL CROSS SECTION

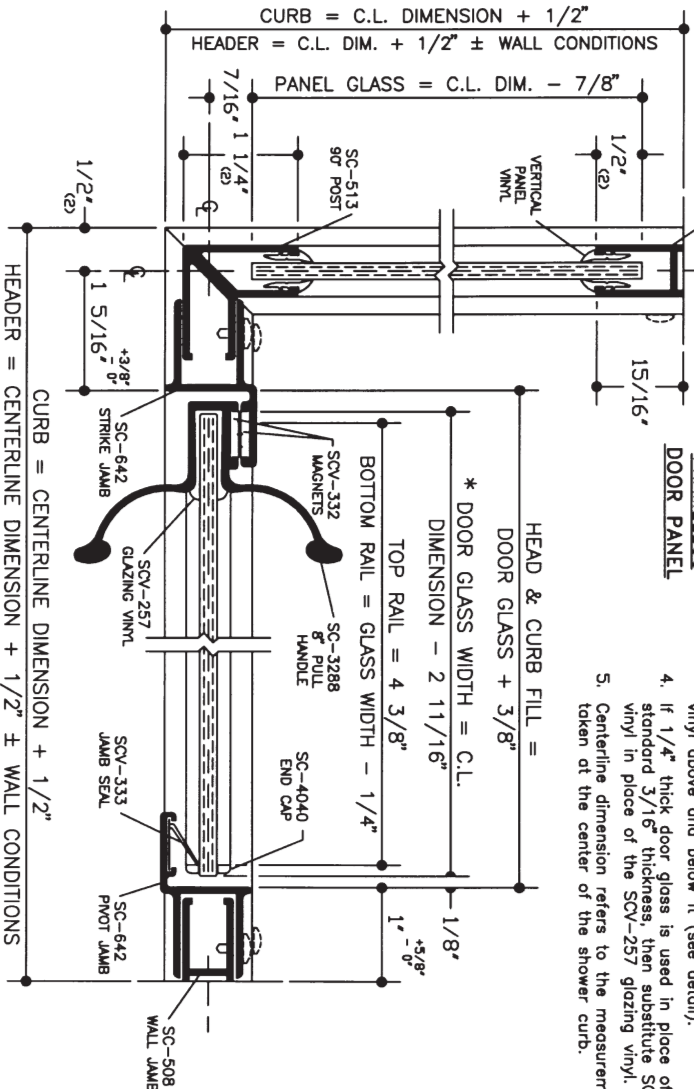
STRIKE JAMB DETAIL ABOVE & BELOW MAGNET



FRAMELESS DOOR PANEL

NOTES:

- Glass bite and overlap of vertical members may be altered to facilitate use of standard glass sizes or for out-of-plumb wall conditions.
- KD door components machined for a maximum glass size of 29 5/8" x 63 1/2". Smaller sizes may be substituted.
- The SCV-332 strike jamb magnet (8" long) should be centered in the jamb with SCV-332 jamb seal vinyl above and below it (see detail).
- If 1/4" thick door glass is used in place of the standard 3/16" thickness, then substitute SCV-308 vinyl in place of the SCV-257 glazing vinyl.
- Centerline dimension refers to the shower curb.



HORIZONTAL CROSS SECTION

NOTE: Glazing material for all KD units and glazed units must conform to Ansi Z97.1 and CPSC Standard 16 CFR 1201 Category I and II.

PANEL GLAZING VINYL		
GLASS THICKNESS	VERTICAL	HORIZONTAL
1/4"	SCV-219	SCV-220
3/16"	SCV-226	SCV-225

SERIES	UNIT	WIDTH x HEIGHT	DOOR GLASS SIZE	PANEL GLASS SIZE
146/746	146	36" x 48" x 68 5/8"	Width As Determined *	Width As Determined *
FRAMELESS THINLINE	746	36" x 48" x 68 5/8"	Height = 63 1/2"	Height = 67 1/2"

BASCO
SHOWER DOORS OF EXCELLENCE

7201 Snider Road ■ Mason, Ohio 45040
Phone (513) 573-1900