



PRODUCT SHEET
PRO-MERIDIAN 60
 72" X 36" X 20"



THERMOMASSEUR® BATH	\$
THERMASENS™ BATH	\$
SOAKER BATH	\$

THERMOMASSEUR (TMU)	
Jets	50
1 heated backrest	included
MiaPlus® Control	included
Geysair™	\$
AromaCloud™	\$
Chromatherapy - LED	\$

THERMASENS (TMSU)	
AromaCloud™	included
Chromatherapy - LED	included
WarmTouchShell™	included
2 DOT controls (standard location)	included

FEATURES INCLUDED			
Installation type	Drop-in, Alcove (3 walls) & Undermount*		
No. of bathers		Imp. gallons	58
US gallons	69		

OPTIONAL UPCHARGE APPLICABLE			
COLORS			
Standards			
White	Bone	Biscuit	Almond
Optionals			\$
Black	Mexican sand	Cashmere	Sandbar
CONTROL (TMU ONLY)			
MiaMulti®	\$		
SKIRTS			
	MULTIFIT	ELEGANCE	SJ-1
Skirts	\$	\$	\$
Optional colors	\$	\$	\$
DRAIN & OVERFLOW			
	16" X 35"		
Chrome	\$		
White, Biscuit & Bone	\$		
Brass	\$		
Brushed nickel, Polished nickel & Oil-rubbed bronze	\$		
TILE FLANGE			
Ordered with bath, uninstalled	\$		
Factory-installed	\$		

DON'T FORGET THAT ORDERING A TILE FLANGE FOR THIS BATH IS POSSIBLE.
 * THE AROMACLOUD IS NOT AVAILABLE WITH UNDERMOUNT INSTALLATION.

1 800 463.2187 | From 8 a.m. to 8 p.m. Monday to Thursday (EST)
 info@bainultra.com | From 8 a.m. to 5 p.m. on Friday (EST)

PRO-MERIDIAN 60 72" X 36" X 20"

ACCESSORIES (OPTIONAL)

CUTTING TEMPLATE

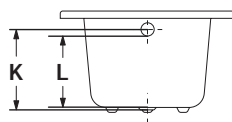
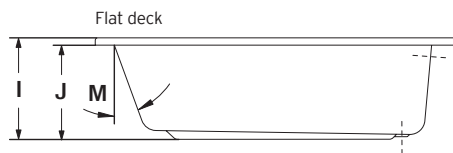
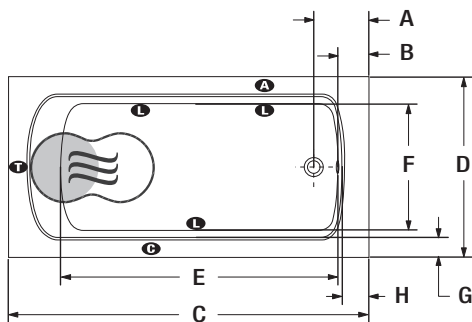
90000013

OTHERS

- Optional tile flange (specify right or left).
- If ordered with an installed tile flange, the control will be shipped separately.

TOTAL PRICE

\$



LETTER	DESCRIPTION	MEASURE
A	Outside edge to center drain	9 5/8"
B	Outside edge to overflow	4 3/8"
C	Total length	71 3/4"
D	Total width	35 7/8"
E	Bathing well length	55 1/4"
F	Bathing well width	25 1/2"
G	Deck width	3 7/8"
H	Deck width	4 3/8"
I	Height from bottom of tub to top deck	20 1/8"
J	Height from bottom of tub to bottom of lip	18 3/4"
K	Height from drain to center of overflow	16"
L	Maximum water level	14 1/2"
M	Slope of backrest	23°

- T** Indicates turbine position (TMU)
- L** Indicates LED light position
- H** Indicates heated backrest (TMU)
- C** Indicates control position when factory-installed
- W** Indicates WarmTouchShell position (TMSU)
- A** Indicates AromaCloud position

When tiling flange is added, the AromaCloud will automatically be installed on the opposite side of the flange.

TECHNICAL SPECIFICATIONS

Hot water supply required	Should be 70% of water capacity of tub or greater.
Turbine	Access to the pump must be at least 18" X 22". Standard connection is 15 A. 120 V, 60 hz, dedicated line with a Ground-Fault Circuit Interrupter (GFCI). With Geysair, upgrade to 20 A. 120 V, 60 hz, dedicated line GFCI is needed. For any additional option with the Geysair, a second line is needed 15 A. 120 V, 60 hz, dedicated line with a GFCI. Air vent necessary: 2" X 4" minimum.

Our products must be installed by certified professionals only and according to our Owner's Manual as well as federal, provincial/state and local building codes and regulations (www.bainultra.com/documentations).

Approx. shipping weight	133 lbs
Turbine power	755 W
Air heater	700 W

WARRANTY

Controls-LED-Geysair*	5 years
Bath & turbine*	20 years

*Some restrictions apply | www.bainultra.com/warranty



The specifications shown indicate the outer edge dimension and the inside bathing capacity dimension measured at air jets' height. The manufacturer accepts a 1/4" [0,64 cm] variance. There are variations on each product and specifications are subject to change as we improve upon our product as required. The dimensions needed for site preparation and structure building will differ. BainUltra® assumes no responsibility for preparatory work done prior to the product being on site.